


New York Korean Cultural Center Library

100% Construction Documents & Bid Set - Rev. 1
December 03, 2021



PRAXES

CONTENTS

- I. RENDERINGS
 - PERSPECTIVES
 - AXONOMETRIC
- II. DRAWINGS (HALF-SIZE)
- III. SCHEDULES & SPECIFICATIONS
 - FINISH SCHEDULES
 - FURNITURE
 - LIGHTING & POWER SCHEDULE
 - ACCESSORY SCHEDULE
 - HARDWARE SCHEDULE
 - PLANTING SCHEDULE
- IV. SPEC SHEETS & CUT SHEETS
- V. DROPPED CEILING LOUVER AND CIRCULATION DESK BACKDROP

NEW YORK KOREAN CULTURAL CENTER LIBRARY



NEW YORK KOREAN CULTURAL CENTER LIBRARY



ENTRY



AISLE



READING AREA



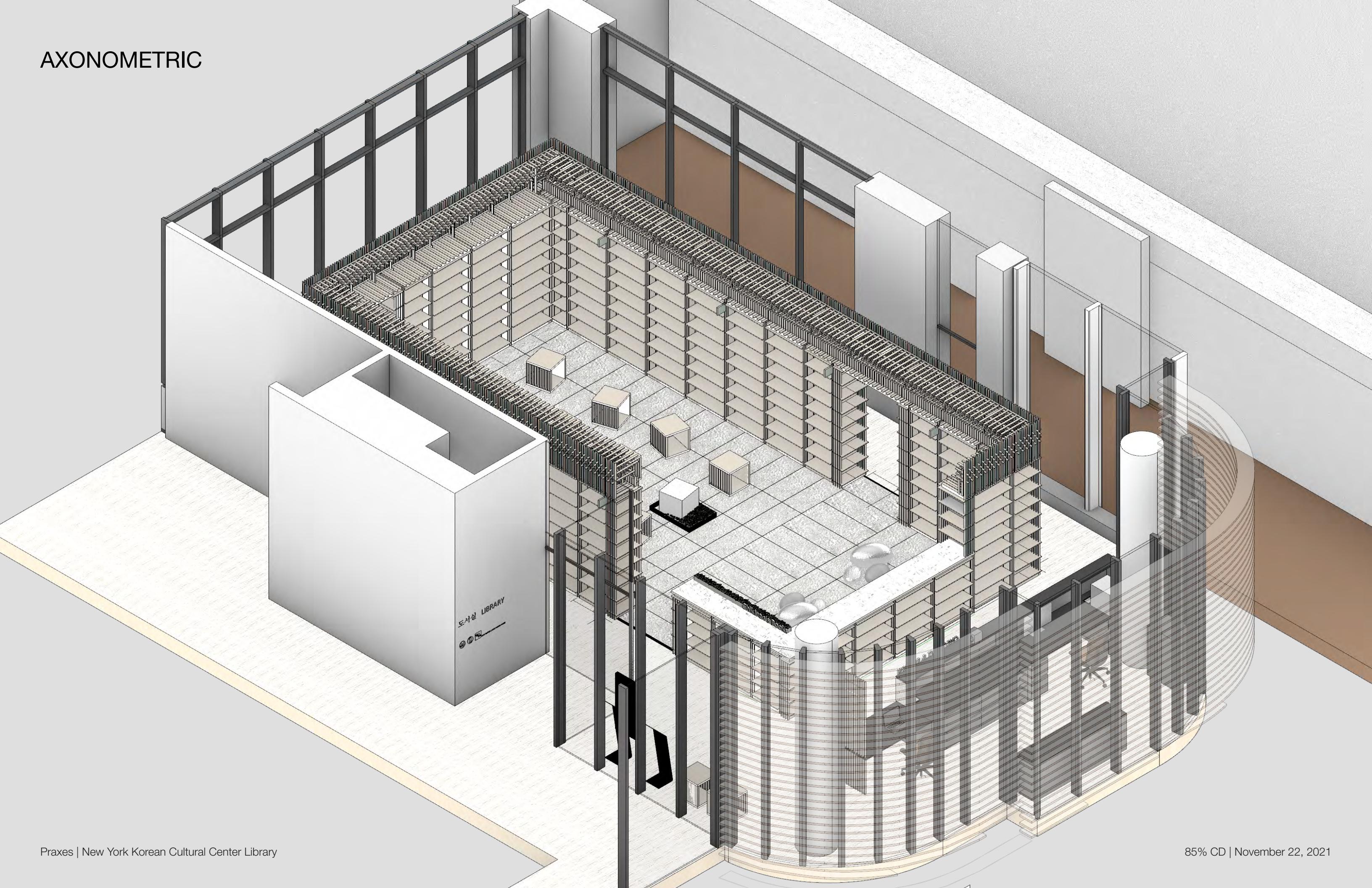
READING AREA



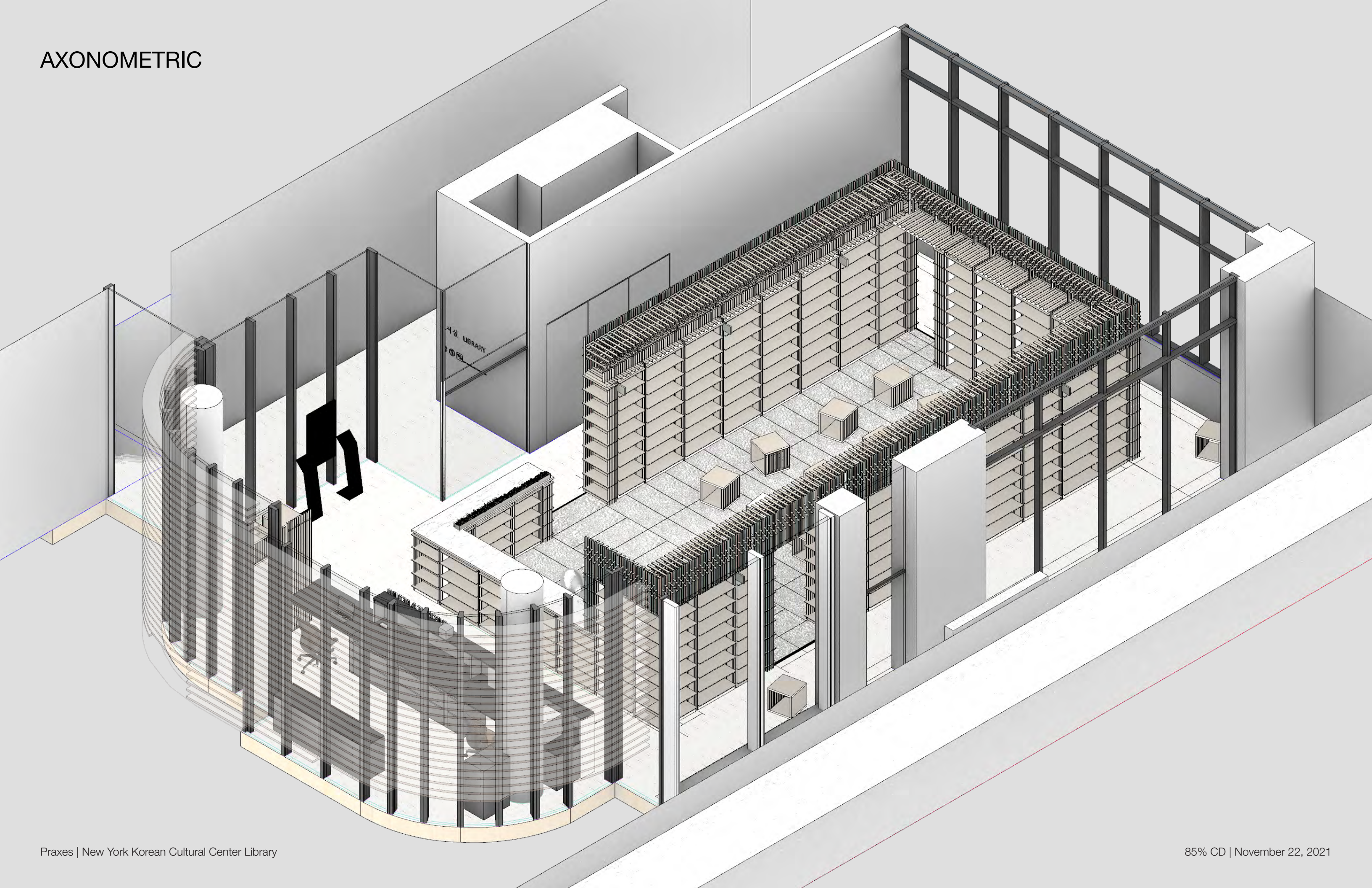
CIRCULATION DESK



AXONOMETRIC



AXONOMETRIC



NYKC LIBRARY

122 EAST 32ND STREET
NEW YORK, NY 10016

CLIENT:
KOREAN CULTURAL CENTER NY
460 PARK AVE, #601, NEW YORK, NY 10022
T:212-759-8550

DESIGN ARCHITECT:
PRAXES PLLC
325 CLINTON AVE, #4A, BROOKLYN, NY 11205
T:646.580.5326 E:praxes@praxes-ny.com

NYKC LIBRARY

PRAXES

100% CONSTRUCTION & BIDDING DOCUMENTS - REVISION 01 | December 03, 2021

HALF SIZE SET

100% CD/BID SET - REV.1 DEC 03, 2021

100% CONSTRUCTION DOCUMENT/BID SET NOV 29, 2021

85% CONSTRUCTION DOCUMENT/BID SET NOV 22, 2021

COVER SHEET

A-000.00

PROJECT #: 2117.K SCALE: AS NOTED

DATE: November 04, 2021 PAGE #:

COPYRIGHT © PRAXES PLLC

NYKC LIBRARY

DRAWING LIST

● ISSUED FOR FIRST TIME ● ISSUED WITH REVISIONS ○ ISSUED WITH NO REVISIONS ⊗ SUPERSEDED OR OMITTED

NO.	DRAWING NAME	ISSUES AND REVISIONS
	GENERAL	
A-000	COVER SHEET	● ● ○
A-001	DRAWING LIST & GENERAL NOTES	● ● ●
	PLANS	
A-100	FLOOR PLAN	● ● ●
A-110	FLOOR FINISH AND FF&E PLAN	● ● ○
	INTERIOR ELEVATIONS	
A-600	INTERIOR ELEVATIONS	● ● ○
	INTERIOR DETAILS & SIGNAGE	
A-700	INTERIOR DETAILS	● ● ○
A-701	SIGNAGE	● ● ○
	MILLWORK PLANS AND DETAILS	
A-800	MILLWORK KEY PLAN & SCHEDULE	● ● ●
A-801	MILLWORK MW.01A ENLARGED PLAN, ELEVATIONS, SECTIONS AND DETAILS	● ● ●
A-802	MILLWORK MW.02A ENLARGED PLANS, ELEVATIONS AND SECTION	● ● ●
A-803	MILLWORK MW.01B & MW.02D ENLARGED PLAN AND ELEVATIONS	● ● ●
A-804	MILLWORK MW.01B & 02D & 02F ENLARGED PLANS, ELEVATION AND SECTIONS	● ● ●
A-805	MILLWORK MW.03A & MW.04A ENLARGED PLANS, ELEVATIONS AND SECTIONS	● ● ●
A-806	MILLWORK MW.03B & 04B & 12 ENLARGED PLANS, ELEVATIONS AND SECTIONS	● ● ●
A-807	MILLWORK MW.05A ENLARGED PLANS, ELEVATIONS AND SECTIONS	● ● ●
A-808	MILLWORK MW.05B & 05C & 05D ENLARGED PLANS AND ELEVATION	● ● ●
A-809	MILLWORK MW.06A ENLARGED PLANS, ELEVATIONS AND SECTIONS	● ● ●
A-810	MILLWORK MW.06B & MW.07 ENLARGED PLANS, ELEVATIONS AND SECTIONS	● ● ●
A-811	MILLWORK MW.08 ENLARGED PLANS	● ● ●
A-811A	MILLWORK MW.08 ENLARGED ELEVATIONS	● ● ●
A-812	MILLWORK MW.08 ENLARGED SECTIONS	● ● ●
A-812A	MILLWORK MW.08 & MW.1 ENLARGED AXON	● ● ●
A-813	MILLWORK MW.09 & 10 & 11 ENLARGED PLANS AND ELEVATIONS	● ● ●

GENERAL NOTES:

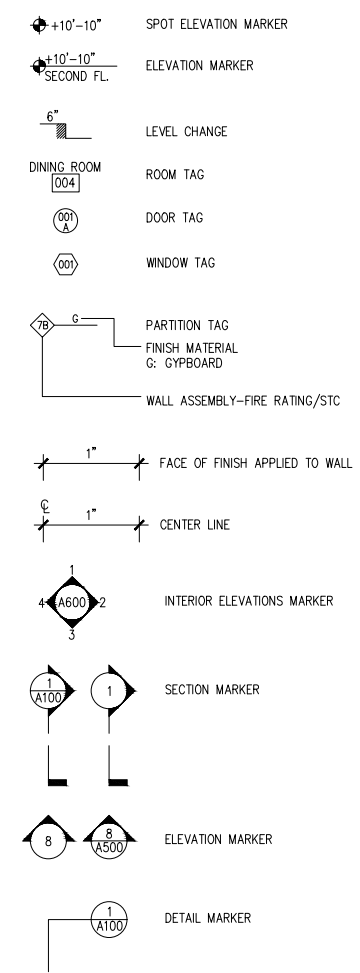
- SCOPE OF WORK: LIBRARY INTERIOR DESIGN.
- THE PROJECT SITE IS LOCATED ON THE THIRD FLOOR OF THE BUILDING.
- NO CHANGE IN USE OR OCCUPANCY.
- ALL WORK SHALL BE CONFORM TO THE REQUIREMENTS OF THE NEW YORK CITY BUILDING CODE, FIRE DEPARTMENT REGULATIONS, UTILITY COMPANY REQUIREMENTS, AND BEST TRADE PRACTICES.
- ALL WORK PERFORMED, INCLUDING MATERIALS FURNISHED, WORKMANSHIP, MEANS AND METHODS OF CONSTRUCTION SHALL CONFORM TO APPLICABLE AND LATEST REQUIREMENTS OF NATIONAL, STATE AND LOCAL BUILDING CODES, ALL LOCAL AND STATE HANDICAP ACCESS AND USE REGULATIONS, ANY FIRE DEPT. REGULATIONS, UTILITY COMPANY REQUIREMENTS AND OWNER/CLIENT'S RULES AND REGULATIONS, AND GENERAL CONDITIONS OF APPLICABLE OWNER/CONTRACTOR AGREEMENT.
- CONSTRUCTION SHALL COMPLY WITH ALL FEDERAL, STATE AND LOCAL CODES, ORDINANCES, RULES AND REGULATIONS PERTAINING TO LABOR AND MATERIALS.
- THE CONTRACTOR SHALL COORDINATE ALL WORK PROCEDURES WITH THE REQUIREMENTS OF LOCAL AUTHORITIES AND THE OWNER.
- THE CONTRACTOR SHALL BE RESPONSIBLE FOR THE PROTECTION OF ALL CONDITIONS AND MATERIALS WITHIN THE PROPOSED CONSTRUCTION AREA. THE CONTRACTOR SHALL DESIGN AND INSTALL ADEQUATE SHORING AND BRACING FOR STRUCTURAL OR REMOVAL TASKS. THE CONTRACTOR SHALL HAVE SOLE RESPONSIBILITY FOR ANY DAMAGE OR INJURIES CAUSED BY OR DURING THE EXECUTION OF THE WORK.
- CONTRACTOR TO VERIFY ALL CONDITIONS AND DIMENSIONS SHOWN ON THE PLAN AT THE JOB SITE BEFORE COMMENCING ANY WORK. THE CONTRACTOR SHALL LAY OUT HIS OWN WORK, AND SHALL PROVIDE ALL DIMENSIONS REQUIRED FOR OTHER TRADES. ELECTRICAL WORK SHALL BE PERFORMED BY A PERSON LICENSED IN THEIR TRADES.
- THE CONTRACTOR SHALL DO ALL CUTTING, PATCHING, REPAIRING AS REQUIRED TO PERFORM ALL OF THE WORK INDICATED ON THE DRAWINGS, AND ALL OTHER WORK THAT MAY BE REQUIRED TO COMPLETE THE JOB.
- ALL TRIM OPENINGS SHALL BE 3"-0" MINIMUM.
- THE DRAWINGS AND PROJECTS MANUAL ARE COMPLIMENTARY AND THEIR INTENT IS TO INCLUDE ALL ITEMS NECESSARY FOR THE PROPER EXECUTION AND COMPLETION OF THE WORK. THE CONTRACTOR IS RESPONSIBLE TO PROVIDE ALL LABOR, MATERIALS AND EQUIPMENT REQUIRED FOR THE CONSTRUCTION OF THE PROJECT. THE ORGANIZATION OF THE DRAWINGS AND PROJECT MANUAL SHALL NOT CONTROL THE CONTRACTOR IN DIVIDING WORK AMONG THE SUBCONTRACTORS OR IN ESTABLISHING THE EXTENT OF WORK PERFORMED BY ANY TRADE.
- OWNER WILL PROVIDE WORK NOTED AS "BY OTHERS" OR "N/C" UNDER A SEPARATE CONTRACT. INCLUDE SCHEDULE REQUIREMENTS IN THE CONSTRUCTION PROGRESS SCHEDULE AND COORDINATE TO ASSURE AN ORDERLY SEQUENCE OF INSTALLATION.
- ALL DIMENSIONS, INCLUDING ANY VARIATIONS FROM DIMENSIONS AND CONDITIONS ON SITE SHALL BE VERIFIED BY GENERAL CONTRACTOR (GC), SUB-CONTRACTORS, SUPPLIERS AND FABRICATORS PRIOR TO ORDERING ANY MATERIAL, COMMENCING ANY WORK, INCLUDING FABRICATION OF CONSTRUCTION, AND MUST BE REPORTED TO THE ARCHITECT. ERRANT RESULTS FROM SUCH ACTIONS ARE THE SOLE RESPONSIBILITY OF THE GC TO REMEDY AND/OR CORRECT.
- ANY EXISTING CONDITIONS ON DRAWINGS ARE BASED ON OWNER/CLIENT'S PROVIDED DRAWINGS. GC TO VERIFY ALL EXISTING DIMENSIONS IN FIELD AND TO CONFIRM WITH ARCHITECT BEFORE COMMENCING ANY WORK UNDER SCOPE.
- ANY DISCREPANCIES, ERRORS, OR OMISSIONS DISCOVERED IN THE CONTRACT DOCUMENTS BY THE CONTRACTOR OR ANY WORK FOUND IN THESE DRAWINGS NOT IN CONFORMANCE WITH ANY APPLICABLE CODES SHALL BE BROUGHT TO THE ATTENTION OF THE ARCHITECT/ OWNER BEFORE PROCEEDING WITH ANY RELATED WORK. OTHERWISE, THE CORRECTION OF SUCH ITEMS WILL BE THE RESPONSIBILITY OF THE CONTRACTOR.
- BEFORE COMMENCING WORK, THE CONTRACTOR SHALL FILE ALL REQUIRED CERTIFICATES OF INSURANCE WITH THE CLIENT/OWNER AND THE DEPARTMENT OF BUILDINGS, OBTAIN ALL REQUIRED PERMITS, PAY ALL FEES REQUIRED BY THE GOVERNING AGENCIES, AND NAME OWNER & ARCHITECT AND THEIR AGENTS AS ADDITIONAL INSURED.
- ALL PERMITS ISSUED BY THE DEPARTMENT OF BUILDINGS SHALL BE POSTED IN A CONSPICUOUS PLACE OPEN TO PUBLIC INSPECTION FOR THE ENTIRE TIME OF THE PROSECUTION OF THE WORK OF THE USE AND OPERATION OF THE EQUIPMENT OR UNTIL THE EXPIRATION OF THE PERMIT.
- ALL BUILDING(S) SHALL BE POSTED WITH A SIGN IN A FORM PRESCRIBED BY THE DEPARTMENT, PERMANENTLY AFFIXED, PLACED IN A CONSPICUOUS LOCATION IN A PUBLIC HALL OR CORRIDOR, STATING LIVE LOADS AND OCCUPANCY LOADS IN THE BUILDING AND ALL PARTS THEREOF.
- THE CONTRACTOR SHALL COMPLY WITH ALL RULES AND REGULATIONS OF THE BUILDING OWNER CONCERNING WORKING HOURS, RUBBISH REMOVAL, AND DELIVERIES.
- MAINTAIN WORK AREAS SECURE AND LOCKABLE FOR THE DURATION OF WORK AND COORDINATE WITH CLIENT/OWNER TO ENSURE SECURITY.
- ALL EXITS SHALL BE KEPT READILY ACCESSIBLE AND UNOBSTRUCTED AT ALL TIMES. ALL WORK SHALL BE INSTALLED SO THAT ALL PARTS REQUIRED ARE READILY ACCESSIBLE FOR INSPECTION, OPERATION, MAINTENANCE, AND REPAIR.
- THE CONTRACTOR SHALL BE RESPONSIBLE TO COORDINATE WORK OF ALL TRADES IN THE INSTALLATION OF INTERRELATED WORK BEFORE INSTALLATION OR WORK BY ANY TRADE. GC SHALL PROVIDE ALL DIMENSIONS REQUIRED FOR OTHER TRADES. SUB-CONTRACTORS SHALL BE RESPONSIBLE FOR COORDINATION OF THEIR WORK WITH THE WORK OF OTHERS, AND SHALL VERIFY THAT ANY WORK RELATING TO THEM, WHICH MUST BE PROVIDED BY OTHERS, HAS BEEN COMPLETED AND IS ADEQUATE PRIOR TO COMMENCING THEIR WORK, TO MAKE PROPER PROVISIONS TO AVOID INTERFERENCES.
- THE CONTRACTOR SHALL BE RESPONSIBLE FOR THE PROTECTION OF ALL INSTALLATIONS, CONDITIONS, MATERIALS AND FINISHES WITHIN THE PROPOSED CONSTRUCTION AREA AND ALL ADJOINING PROPERTY AFFECTED BY THE CONTRACTOR'S OPERATIONS. THE CONTRACTOR SHALL HAVE SOLE RESPONSIBILITY FOR ANY DAMAGE OR INJURIES CAUSED BY OR DURING THE EXECUTION OF THE WORK. ANY MATERIALS AND FINISHES WHICH ARE DAMAGED SHALL BE REPLACED AS NECESSARY WITH NEW MATCHING MATERIALS AT THE CONTRACTOR'S OWN COST AND EXPENSE.
- THE CONTRACTOR TO PROVIDE OPERATION AND THE MAINTENANCE MANUALS, INCLUDING ALL PRODUCT GUARANTEES AND WARRANTIES.
- ALL MATERIALS, PRODUCTS AND EQUIPMENT SPECIFIED SHALL BE NEW AND ARE TO BE INSTALLED IN ACCORDANCE WITH MANUFACTURER'S WRITTEN SPECIFICATIONS, INSTRUCTIONS AND/OR RECOMMENDATIONS.
- CONTRACTOR SHALL PROVIDE TIMELY AND COMPLETE DATA ON ANY DEVIATION/SUBSTITUTION FROM CONTRACT DOCUMENTS.
- THE CONTRACTOR SHALL BE RESPONSIBLE FOR COORDINATION W/ ALL WORK FURNISHED BY THE CLIENT.
- THE CONTRACTOR SHALL DO ALL CUTTING, CHASING, CORE DRILLING, PATCHING AND REPAIRING AS REQUIRED TO PERFORM ALL OF THE WORK THAT MAY BE INDICATED ON THE DRAWINGS, AND ALL OTHER WORK THAT MAY BE REQUIRED TO COMPLETE THE JOB. OPENINGS, VOIDS, OR UNFINISHED SURFACES CREATED BY REMOVAL OR MODIFICATION OF EXISTING WORK SHALL BE FILLED OR PATCHED AND FINISHED AS NECESSARY TO MATCH EXISTING CONDITIONS FOR NEW FINISHES. ALL SOFT POROUS, FLAKING OR OTHERWISE DEFECTIVE FINISHES SHALL BE REMOVED BEFORE APPLICATION OF NEW MATERIALS.
- ANY WORK INVOLVING THE CUTTING, PENETRATION THROUGH, TRENCHING OR MODIFICATION OF STRUCTURAL ELEMENTS OF THE BUILDING, OR THE INTERRUPTION OF LANDLORD BASE BUILDING UTILITY SYSTEMS, ETC. SHALL BE COORDINATED WITH THE LANDLORD PRIOR TO THE COMMENCEMENT OF WORK.
- ALL PARTITIONS SHALL BE PERPENDICULAR OR PARALLEL TO BUILDING CORE WALLS, UNLESS OTHERWISE NOTED.
- COORDINATE AND PROVIDE BLOCKING WITHIN PARTITIONS FOR ALL MILLWORK AND ITEMS ATTACHED OR MOUNTED TO WALLS OR CEILINGS.
- THE CONTRACTOR SHALL REMOVE AND RE-EXECUTE ALL UNSATISFACTORY WORK AT NO COST TO THE OWNER/CLIENT.
- THE CONTRACTOR SHALL BE RESPONSIBLE FOR CLOSEOUT PRIOR TO FINAL PAYMENT, INCORPORATING ALL STANDARD GUARANTEES AND WARRANTIES AND ORIGINALS OF ALL APPLICABLE CERTIFICATES OF TESTING, INSPECTION, TEMPORARY FINAL CERTIFICATE OF OCCUPANCY. COORDINATE WITH THE OWNER.

KEY PLAN



122 EAST 32ND STREET, NEW YORK, NY 10016

GRAPHIC SYMBOLS



ABBREVIATIONS

●	AT
AFF	ABOVE FINISHED FLOOR
ALUM	ALUMINUM
CAB	CABINET
CLG	CEILING
C.H.	CEILING HEIGHT
CL	CENTER LINE
CLKG	CAULKING
CLR	CLEAR
COL	COLUMN
CONC.	CONCRETE
CORR	CORRIDOR
CPT	CARPET
CTR	CENTER
CU FT	CUBIC FEET
CU IN	CUBIC INCHES
DIA	DIAMETER
DIAG	DIAGONAL
DM	DIMENSION
DN	DOWN
DWG	DRAWING
EL	ELEVATION
ELEV	ELEVATOR
ELEC	ELECTRICAL
EQ.	EQUAL
EX'G	EXISTING
FIN	FINISH
FLR	FLOOR
FT	FEET
GC	GENERAL CONTRACTOR
GL	GLASS
GYP	GYPSUM
H, HT	HEIGHT
HR	HOUR
IN	INCHES
MAX	MAXIMUM
MIN	MINIMUM
MIR	MIRROR / MIRRORED
MISC	MISCELLANEOUS
MTL	METAL
N.I.C.	NOT IN CONTRACT
NO	NUMBER
N.T.S.	NOT TO SCALE
O.C.	ON CENTER
PLYWD	PLYWOOD
REF	REFRIGERATOR
REQ'D	REQUIRED
S/S	STAINLESS STEEL
SIM	SIMILAR
SQ	SQUARE
THK	THICK
TYP	TYPICAL
U.L.	UNERWRITER'S LABORATORY
U.O.N.	UNLESS OTHERWISE NOTED
VIF	VERIFY IN FIELD
W	WIDTH
W/	WITH
WC	WATER CLOSET
WD	WOOD
W/O	WITHOUT
WT	WEIGHT
YD	YARD

NYKC LIBRARY

122 EAST 32ND STREET
NEW YORK, NY 10016

CLIENT:
KOREAN CULTURAL CENTER NY
460 PARK AVE, #601, NEW YORK, NY 10022
T.212-759-8550

DESIGN ARCHITECT:
PRAXES PLLC
325 CLINTON AVE, #4A, BROOKLYN, NY 11205
T.646.580.5326 E.praxes@praxes-ny.com

HALF SIZE SET

100% CD/BID SET - REV.1	DEC 03, 2021
100% CONSTRUCTION DOCUMENT/BID SET	NOV 29, 2021
85% CONSTRUCTION DOCUMENT/BID SET	NOV 22, 2021

DRAWING LIST GENERAL NOTES

A-001.00

PROJECT #: 2117.K SCALE: AS NOTED
DATE: November 04, 2021 PAGE #:
COPYRIGHT © PRAXES PLLC

NYKC LIBRARY

122 EAST 32ND STREET
NEW YORK, NY 10016

CLIENT:
KOREAN CULTURAL CENTER NY
460 PARK AVE, #601, NEW YORK, NY 10022
T:212-759-6550

DESIGN ARCHITECT:
PRAXES PLLC
325 CLINTON AVE, #4A, BROOKLYN, NY 11205
T:646.580.5326 E:praxes@praxes-ny.com

NOTES

1. PRIOR TO SUBMITTING BIDS, CONTRACTOR SHALL VISIT THE SITE TO REVIEW AND SURVEY EXISTING CONDITIONS TO FULLY UNDERSTAND THE SCOPE OF WORK, INCLUDING THE ELEVATOR DIMENSION AND STAIR CLEARANCE FOR DELIVERY.
2. THE ARCHITECTURAL, MECHANICAL AND ELECTRICAL DRAWINGS ARE BASED ON INFORMATION PROVIDED BY THE CLIENT.
3. CONSTRUCTION MANAGER AND SUBCONTRACTOR TO VERIFY ALL EXISTING CONDITIONS AND INFORM ARCHITECT OF ANY CONDITIONS THAT MAY AFFECT DESIGN AS SHOWN ON THE DRAWINGS.
4. ANY DAMAGE TO THE PROPERTY THAT IS NOT REQUIRED FOR NEW CONSTRUCTION SHALL BE REPLACED AT NO CHARGE TO THE OWNER.
5. SEQUENCE OF CONSTRUCTION WORK TO BE COORDINATED WITH THE BUILDING/OWNER.
6. PORTIONS OF THE WORK SHOWN FOR CONSTRUCTION MAY RELATE DIMENSIONALLY TO ELEMENTS OF EXISTING CONSTRUCTION. REVIEW, VERIFY AND RECORD SUCH DIMENSIONS.
7. CONSTRUCTION MANAGER SHALL MAKE SAFE ALL FLOORS, WALLS, BEAMS AND ADJACENT PROPERTY AS JOB CONDITIONS REQUIRE.
8. CONSTRUCTION MANAGER SHALL MAINTAIN AND PROTECT EXISTING UTILITY SERVICES TO REMAIN AND/OR TO BE OPERATIONAL DURING CONSTRUCTION.
9. ALL POINTS OF ACCESS AND EGRESS SHALL BE MAINTAINED AND REMAIN ACCESSIBLE AND OPERATIONAL AT ALL TIMES.
10. INSTALL TEMPORARY DOORS, WINDOWS AND WALLS AS REQ'D FOR PROTECTION OF THE PREMISES DURING CONSTRUCTION OF THE PROJECT.
11. SAFEGUARD INTERIOR AND EXTERIOR STRUCTURE.
12. ALL INFORMATION ABOUT EXISTING CONDITIONS FOR REFERENCE ONLY. ALL EXISTING MEASUREMENTS VERIFY IN FIELD.
13. FLOOR ELEVATIONS ARE TO TOP OF FINISHED FLOOR UNLESS OTHERWISE NOTED.
14. ALIGN BOOKCASES AND SHELVES ABOVE BOOKCASES PER DRAWINGS.
15. REFER TO THE PROJECT SCHEDULES AND SPECIFICATIONS.
16. REFER TO A600 SERIES FOR INTERIOR ELEVATIONS.
17. REFER TO A700 SERIES FOR INTERIOR DETAILS.
18. REFER TO A800 SERIES FOR MILLWORK DRAWINGS.

LEGEND

 NOT IN SCOPE

HALF SIZE SET

100% CD/BID SET - REV.1 DEC 03, 2021

100% CONSTRUCTION DOCUMENT/BID SET NOV 29, 2021

85% CONSTRUCTION DOCUMENT/BID SET NOV 22, 2021

FLOOR PLAN

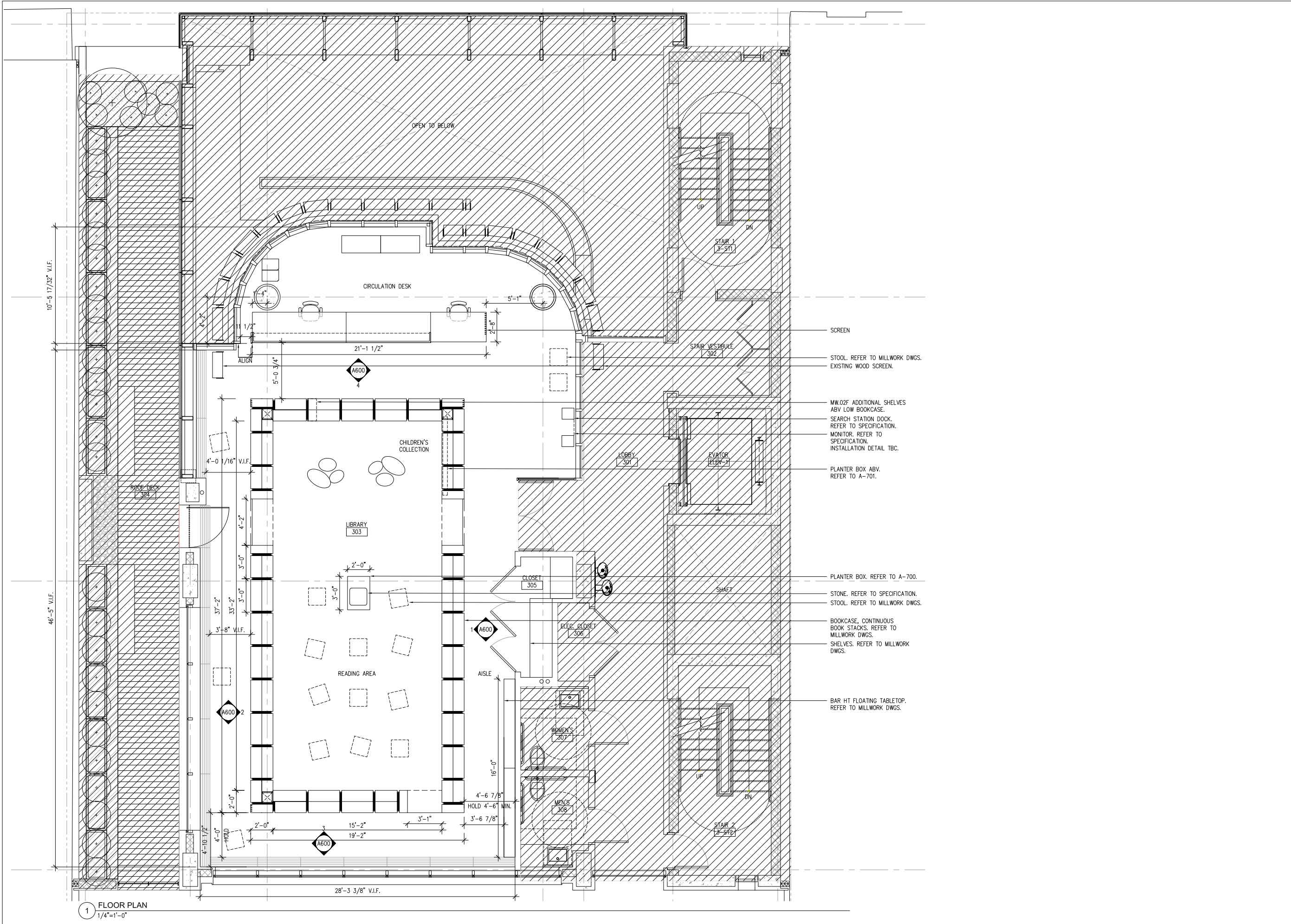


A-100.00

PROJECT # 2117.K SCALE AS NOTED

DATE November 04, 2021 PAGE #

COPYRIGHT @ PRAXES PLLC



1 FLOOR PLAN
1/4"=1'-0"

NYKC LIBRARY

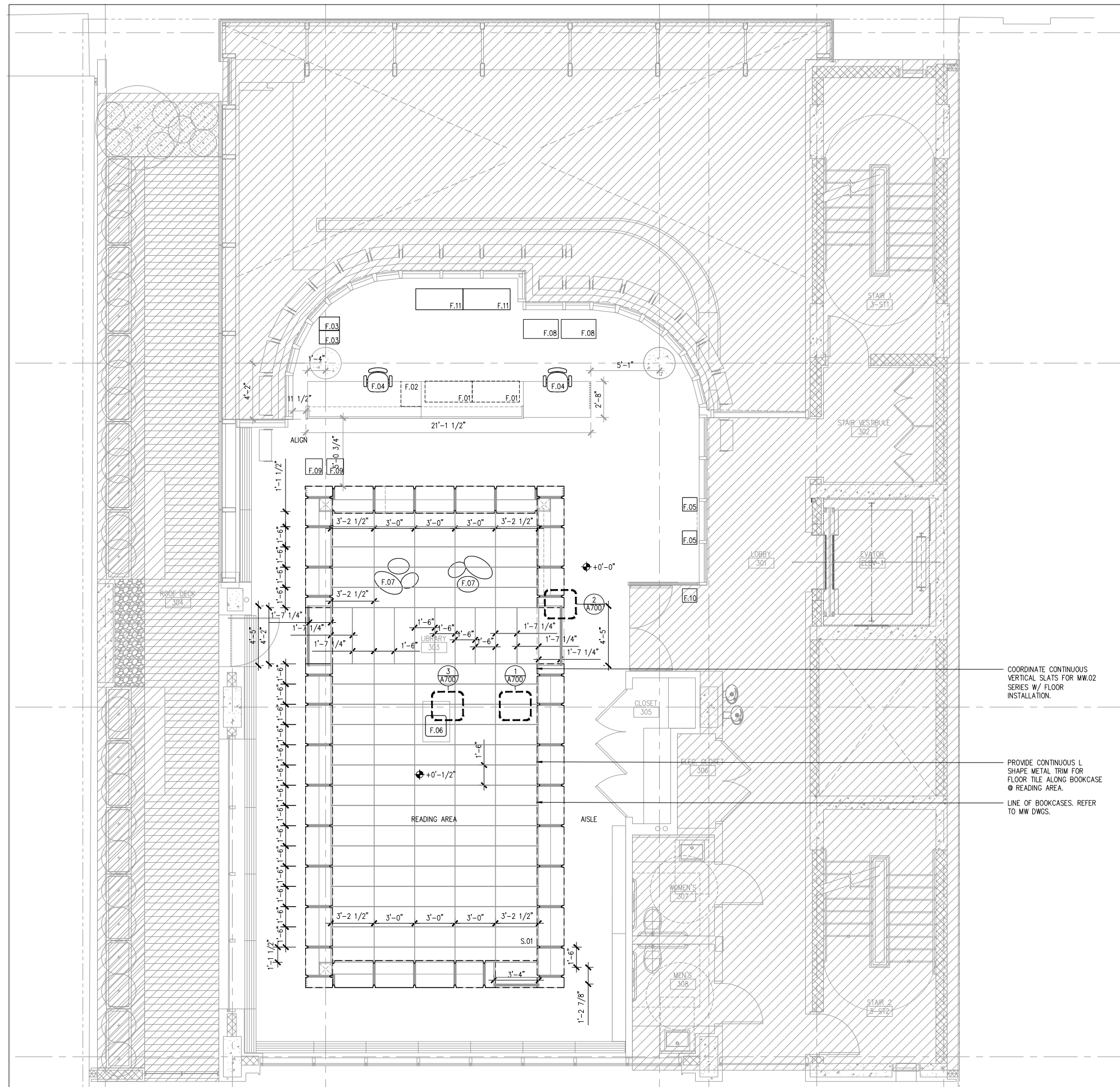
122 EAST 32ND STREET
NEW YORK, NY 10016

CLIENT:
KOREAN CULTURAL CENTER NY
460 PARK AVE, #601, NEW YORK, NY 10022
T:212-759-8550

DESIGN ARCHITECT:
PRAXES PLLC
325 CLINTON AVE, #4A, BROOKLYN, NY 11205
T:646.580.5326 E:praxes@praxes-ny.com

NOTES

1. REFER TO FURNITURE, APPLIANCE & DESK ACCESSORY, LIGHTING & POWER, AND HARDWARE SCHEDULES.
2. CONSTRUCTION MANAGER AND SUBCONTRACTOR TO VERIFY ALL EXISTING CONDITIONS AND INFORM ARCHITECT OF ANY CONDITIONS THAT MAY AFFECT DESIGN AS SHOWN ON THE DRAWINGS.
3. FLOOR ELEVATIONS ARE TO TOP OF FINISHED FLOOR UNLESS OTHERWISE NOTED.



COORDINATE CONTINUOUS VERTICAL SLATS FOR MW.02 SERIES W/ FLOOR INSTALLATION.

PROVIDE CONTINUOUS L SHAPE METAL TRIM FOR FLOOR TILE ALONG BOOKCASE @ READING AREA.

LINE OF BOOKCASES. REFER TO MW DWGS.

1 FLOOR FINISH AND FF&E PLAN
1/4"=1'-0"

HALF SIZE SET

100% CD/BID SET - REV.1 DEC 03, 2021
100% CONSTRUCTION DOCUMENT/BID SET NOV 29, 2021
85% CONSTRUCTION DOCUMENT/BID SET NOV 22, 2021

FLOOR FINISH AND FF&E PLAN



A-110.00

PROJECT #: 2117.K SCALE: AS NOTED
DATE: November 04, 2021 PAGE #:
COPYRIGHT © PRAXES PLLC

NYKC LIBRARY

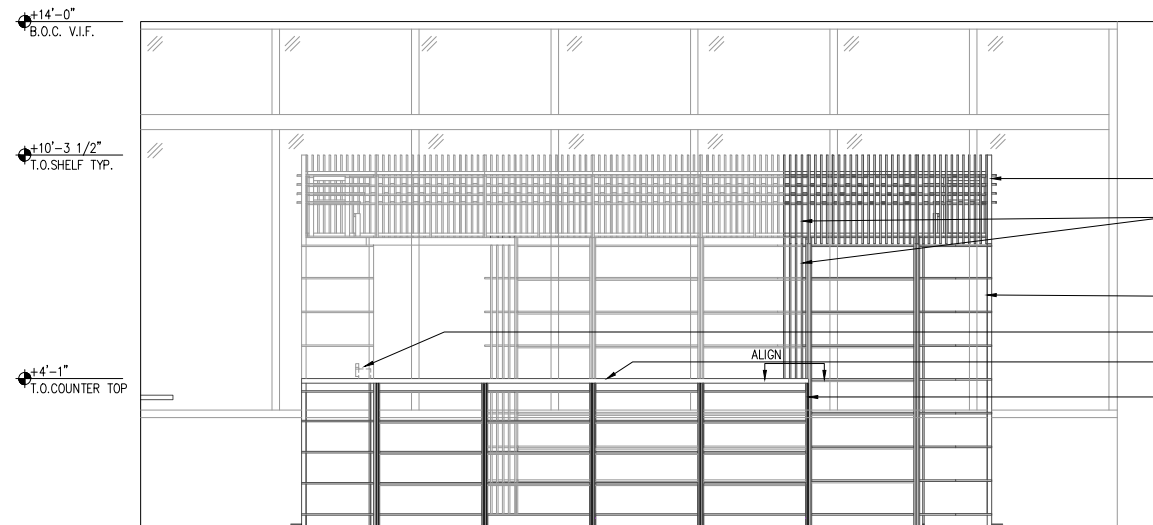
122 EAST 32ND STREET
NEW YORK, NY 10016

CLIENT:
KOREAN CULTURAL CENTER NY
460 PARK AVE, #601, NEW YORK, NY 10022
T:212-759-8550

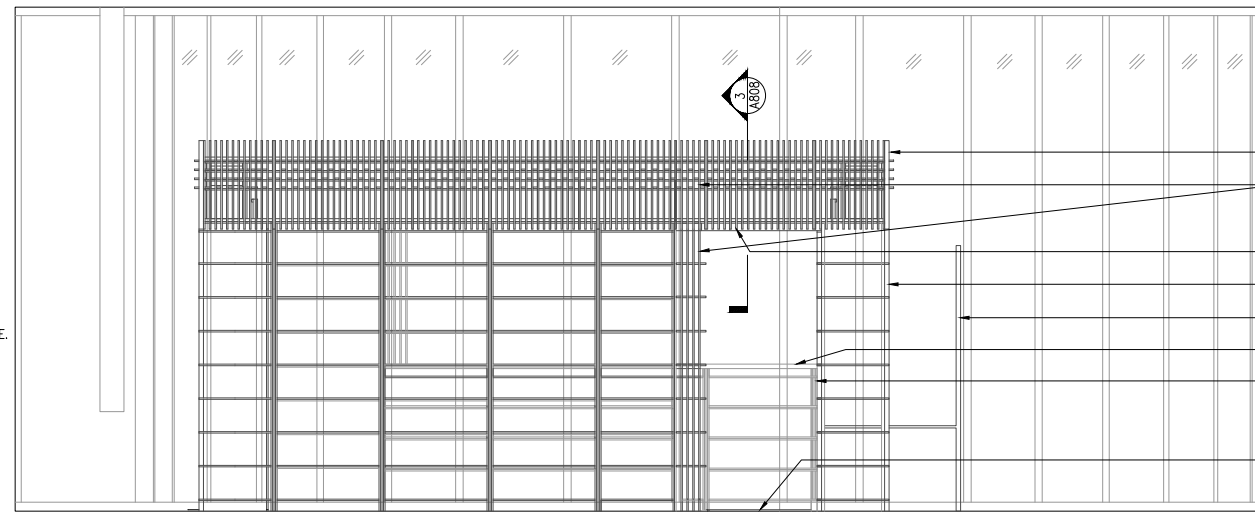
DESIGN ARCHITECT:
PRAXES PLLC
325 CLINTON AVE, #4A, BROOKLYN, NY 11205
T:646.580.5326 E:praxes@praxes-ny.com

NOTES

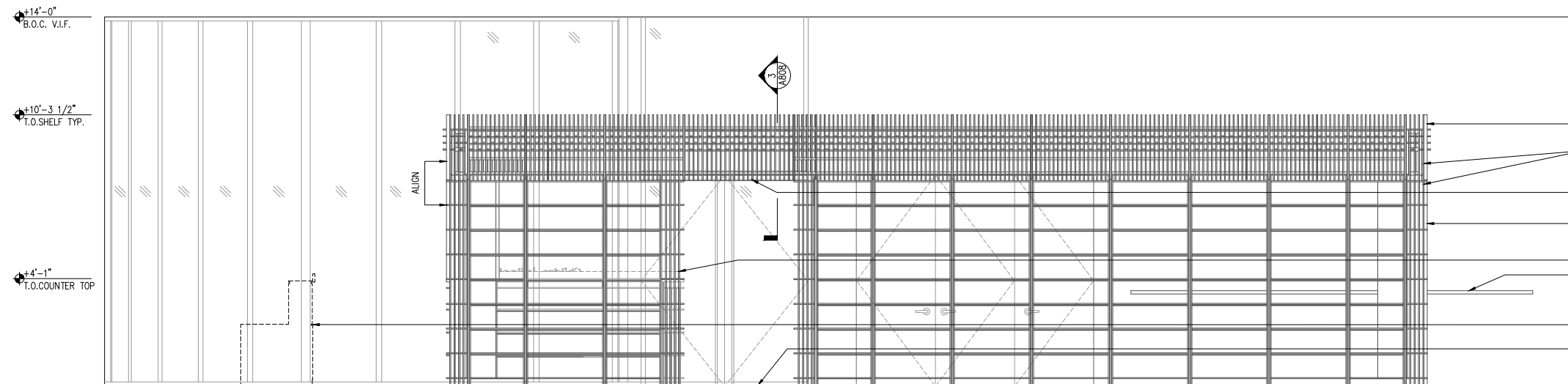
1. PRIOR TO SUBMITTING BIDS, CONTRACTOR SHALL VISIT THE SITE TO REVIEW AND SURVEY EXISTING CONDITIONS TO FULLY UNDERSTAND THE SCOPE OF WORK.
2. ALL INFORMATION ABOUT EXISTING CONDITIONS FOR REFERENCE ONLY. ALL EXISTING MEASUREMENTS VERIFY IN FIELD.



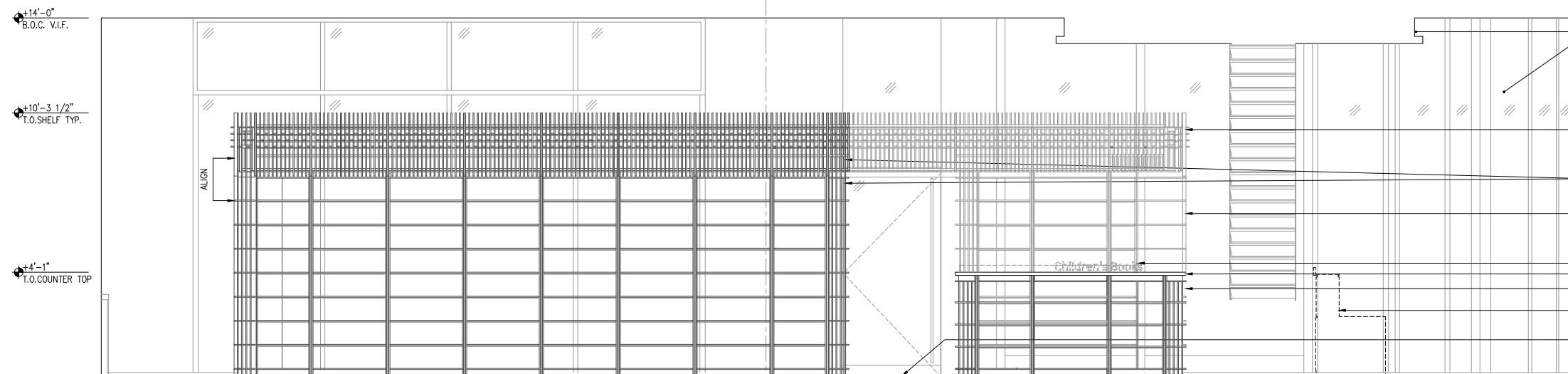
4 INTERIOR ELEVATION D
3/8"=1'-0"



3 INTERIOR ELEVATION C
3/8"=1'-0"



2 INTERIOR ELEVATION B
3/8"=1'-0"



1 INTERIOR ELEVATION A
3/8"=1'-0"

HALF SIZE SET

100% CD/BID SET - REV.1 DEC 03, 2021
100% CONSTRUCTION DOCUMENT/BID SET NOV 29, 2021
85% CONSTRUCTION DOCUMENT/BID SET NOV 22, 2021

INTERIOR ELEVATIONS

A-600.00

PROJECT #: 2117.K SCALE: AS NOTED
DATE: November 04, 2021 PAGE #:
COPYRIGHT @ PRAXES PLLC

NYKC LIBRARY

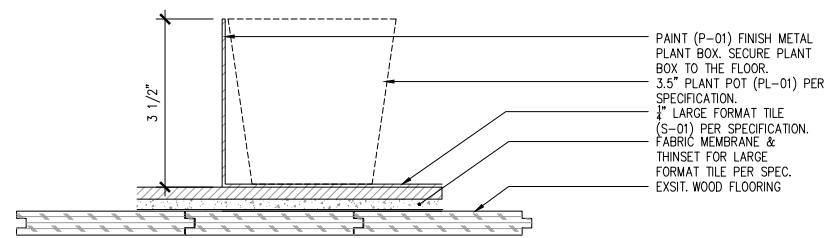
122 EAST 32ND STREET
NEW YORK, NY 10016

CLIENT:
KOREAN CULTURAL CENTER NY
460 PARK AVE, #601, NEW YORK, NY 10022
T:212-758-8550

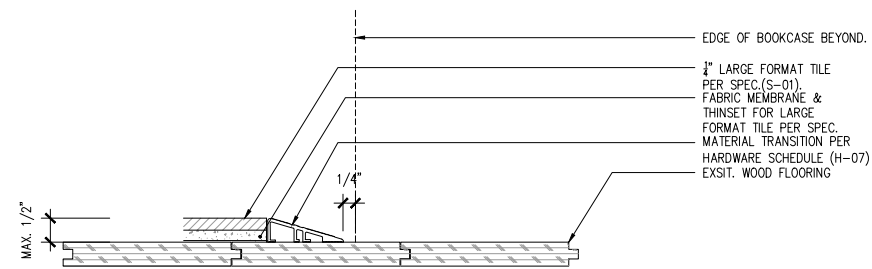
DESIGN ARCHITECT:
PRAXES PLLC
325 CLINTON AVE, #4A, BROOKLYN, NY 11205
T:646.580.5326 E:praxes@praxes-ny.com

NOTES

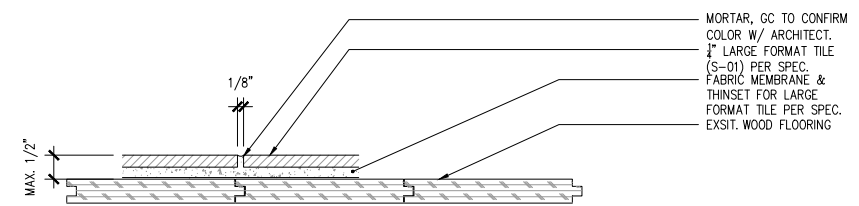
1. PRIOR TO SUBMITTING BIDS, CONTRACTOR SHALL VISIT THE SITE TO REVIEW AND SURVEY EXISTING CONDITIONS TO FULLY UNDERSTAND THE SCOPE OF WORK.
2. CONSTRUCTION MANAGER AND SUBCONTRACTOR TO VERIFY ALL EXISTING CONDITIONS AND INFORM ARCHITECT OF ANY CONDITIONS THAT MAY AFFECT DESIGN AS SHOWN ON THE DRAWINGS.
3. FLOOR ELEVATIONS ARE TO TOP OF FINISHED FLOOR UNLESS OTHERWISE NOTED.



3 TILE FLOOR DETAIL
6"=1'-0"



2 TILE FLOOR TRANSITION DETAIL
6"=1'-0"



1 TILE FLOOR DETAIL
6"=1'-0"

HALF SIZE SET

100% CD/BID SET - REV.1 DEC 03, 2021

100% CONSTRUCTION DOCUMENT/BID SET NOV 29, 2021

85% CONSTRUCTION DOCUMENT/BID SET NOV 22, 2021

INTERIOR DETAILS

A-700.00

PROJECT #: 2117.K SCALE: AS NOTED

DATE: November 04, 2021 PAGE #:

COPYRIGHT @ PRAXES PLLC

NYKC LIBRARY

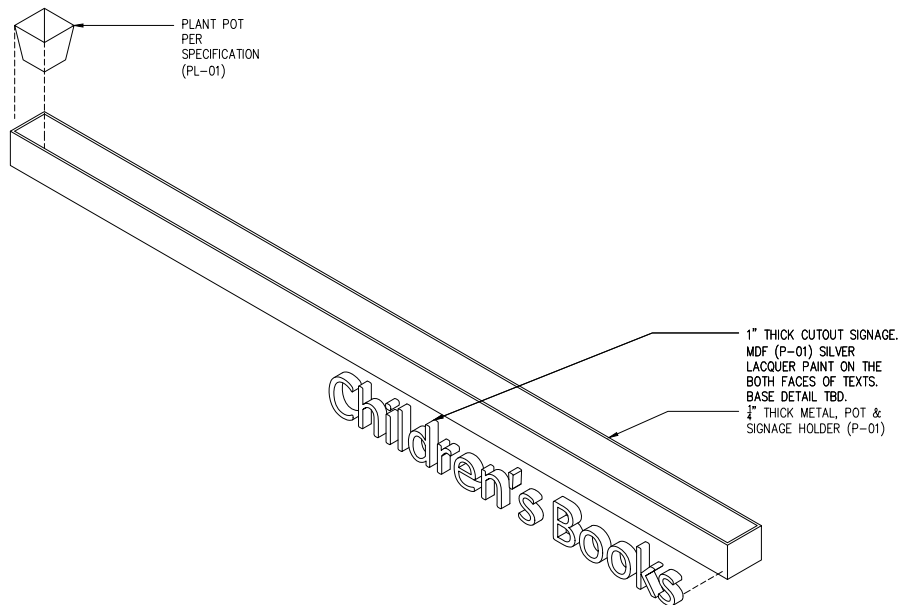
122 EAST 32ND STREET
NEW YORK, NY 10016

CLIENT:
KOREAN CULTURAL CENTER NY
460 PARK AVE, #601, NEW YORK, NY 10022
T:212-759-8550

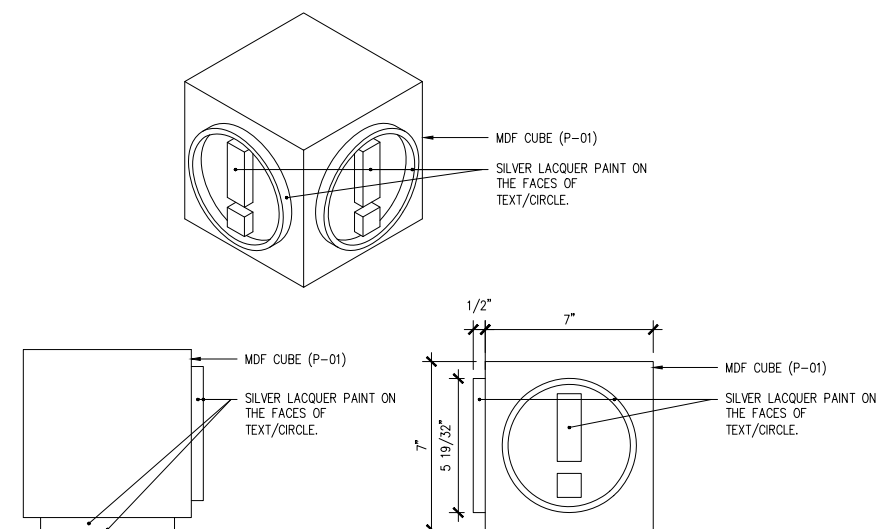
DESIGN ARCHITECT:
PRAXES PLLC
325 CLINTON AVE, #4A, BROOKLYN, NY 11205
T:646.580.5326 E:praxes@praxes-ny.com

NOTES

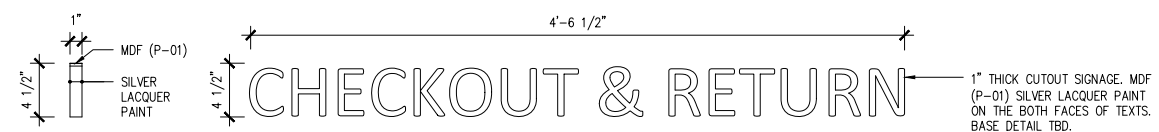
1. CONFIRM FINAL SIGNAGE LOCATIONS, MATERIALS AND FINISHES WITH THE ARCHITECT.



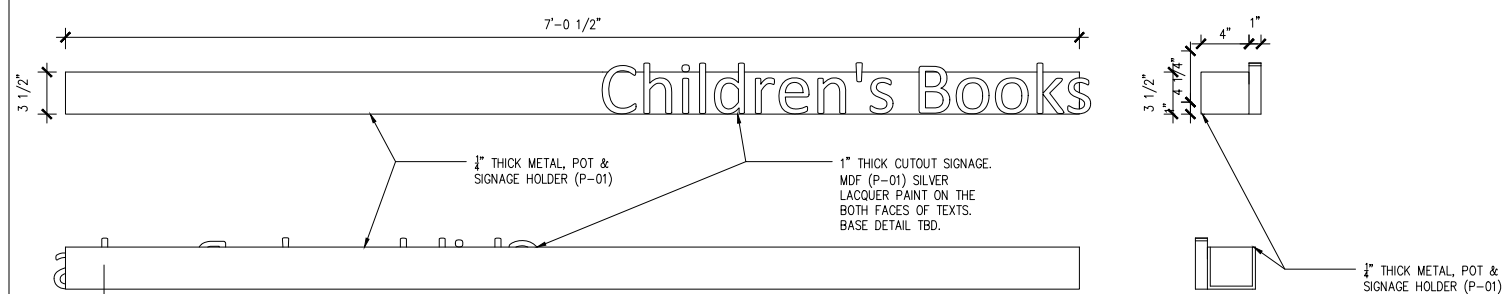
10 HERB POT HOLDER & SIGNAGE AXON
NTS




11 INFORMATION BOX DETAILS
3"=1'-0"



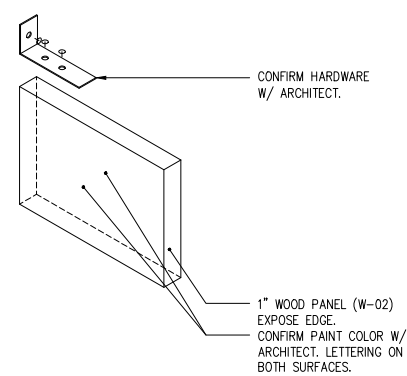
9 CIRCULATION DESK SIGNAGE ELEVATIONS
1-1/2"=1'-0"



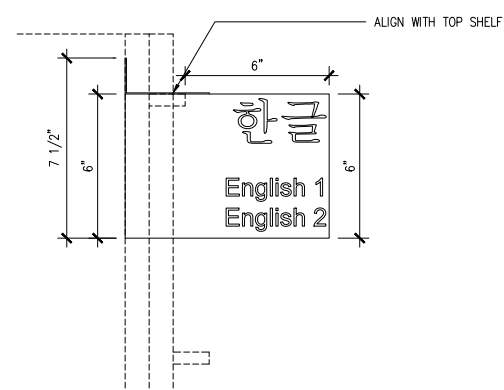
8 HERB POT HOLDER & SIGNAGE ELEVATIONS AND SECTION
1-1/2"=1'-0"



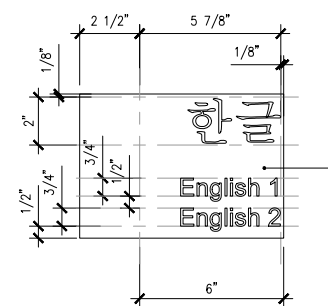
7 LIBRARY ENTRANCE SIGNAGE
1-1/2"=1'-0"



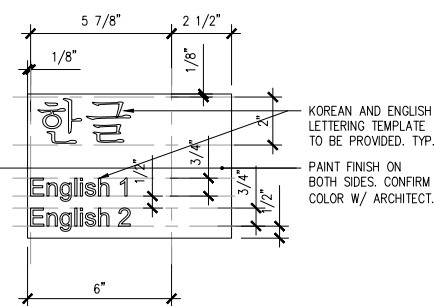
6 BOOKCASE SIGNAGE AXON
3"=1'-0"



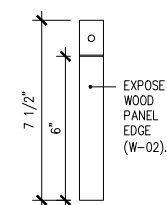
5 BOOKCASE SIGNAGE MOUNTING DETAIL
3"=1'-0"



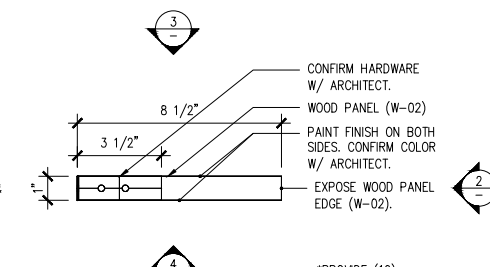
4 BOOKCASE SIGNAGE ELEVATION C
3"=1'-0"



3 BOOKCASE SIGNAGE ELEVATION B
3"=1'-0"



2 BOOKCASE SIGNAGE ELEVATION A
3"=1'-0"



1 BOOKCASE SIGNAGE PLAN
3"=1'-0"

HALF SIZE SET

100% CD/BID SET - REV.1 DEC 03, 2021

100% CONSTRUCTION DOCUMENT/BID SET NOV 29, 2021

85% CONSTRUCTION DOCUMENT/BID SET NOV 22, 2021

SIGNAGE

A-701.00

PROJECT #: 2117.K SCALE: AS NOTED

DATE: November 04, 2021 PAGE #:

COPYRIGHT @ PRAXES PLLC

NYKC LIBRARY

122 EAST 32ND STREET
NEW YORK, NY 10016

CLIENT:
KOREAN CULTURAL CENTER NY

460 PARK AVE, #601, NEW YORK, NY 10022
T:212-759-6550

DESIGN ARCHITECT:
PRAXES PLLC

325 CUNTON AVE, #4A, BROOKLYN, NY 11205
T:646.580.5326 E:praxes@praxes-ny.com

NOTES

- REFER TO PROJECT SCHEDULES AND SPECIFICATIONS. DRAWINGS, SCHEDULES AND SPECIFICATIONS ARE COMPLIMENTARY. PROVIDE FINISH SAMPLES, SHOP DRAWINGS, AND MOCK UP FOR REVIEW AND APPROVAL.
- PROVIDE MILLWORK WARRANTY.
- PROVIDE HIDDEN ELECTRICAL WIRING FOR UNDER-SHELF LIGHTING @ CIRCULATION DESK.
- CAULK AT ALL COUNTERS AS REQUIRED. COLOR MATCH CAULK.
- ALL BOOKCASE SHELVES ARE TO BE ADJUSTABLE UNLESS OTHERWISE NOTED. PROVIDE NUMBER OF SHELVES SHOWN IN ELEVATION AND SECTION.
- DRYBAR AND CLOSET CONSTRUCTION NOTES:
A. AW: CUSTOM GRADE, TYPE A, FLUSH OVERLAY
B. MECHANICAL FASTENERS TO BE #6 SCREW MINIMUM OR DOWEL @ AW SPACING
C. CASING JOINTS AT PANEL MEMBERS, STRETCHERS & BACKS TO BE DADOED, RABBETED OR FLOWED.
D. PROVIDE A CROSS STRETCHER BELOW TOP DRAWER AND BETWEEN DRAWERS IN DRAWER BANKS AS PER DRAWINGS
E. DRAWERS TO AW SPECIFICATIONS
- ALL INTERIOR PAINT AND OTHER COATINGS TO BE LOW OR NO VOC TYPE, BENJAMIN MOORE.
- HARDWARE:
A. PROVIDE MAGNETIC CATCH AT ALL CABINET DOORS.
B. ALL HINGES TO BE CONCEALED
- WHERE MILLWORK ALIGNS W/ PARTITIONS OR OTHER ARCHITECTURAL ELEMENTS, PLUS/MINUS DIMENSIONS ARE NOTED AND FIELD DIMENSIONS ARE TO BE VERIFIED FOR ALIGNMENT.
- PROVIDE CONCEALED HARDWARE FOR SECURING MILLWORK.

PAINT COLOR LEGEND

- P-02
- P-03
- P-04
- P-05
- P-06

MATERIAL LEGEND

REFER TO SCHEDULES & SPECIFICATIONS.

- P-01: GRAY PAINT FOR CIRCULATION DESK & ACC
- P-02: RED PAINT FOR SHELF
- P-03: ORANGE PAINT FOR SHELF
- P-04: LIGHT GREEN PAINT FOR SHELF
- P-05: DARK GREEN PAINT FOR SHELF
- P-06: BLUE PAINT FOR SHELF

- W-01: PLYWOOD
- W-02: SOLID WOOD
- W-03: MILLED WOOD SIDE PANEL

- C-01: SOLID SURFACING

- S-01: LARGE FORMAT TILE - FLOOR & SIDE PANEL
- S-02: LARGE FORMAT TILE - COUNTERTOP

- H-01: BOOKCASE VERTICAL TRACK
- H-02: BOOKCASE VERTICAL TRACK CLIP
- H-03: BOOKCASE UNDER-SHELF SUPPORT
- H-04: CLOSET TRACK
- H-05: CLOSET BRACKET
- H-06: WIRE TRAY
- H-07: METAL TRANSITION

- PL-01: PLANT

HALF SIZE SET

100% CD/BID SET - REV.1 DEC 03, 2021

100% CONSTRUCTION DOCUMENT/BID SET NOV 29, 2021

85% CONSTRUCTION DOCUMENT/BID SET NOV 22, 2021

MILLWORK KEY PLAN AND SCHEDULE

A-800.00

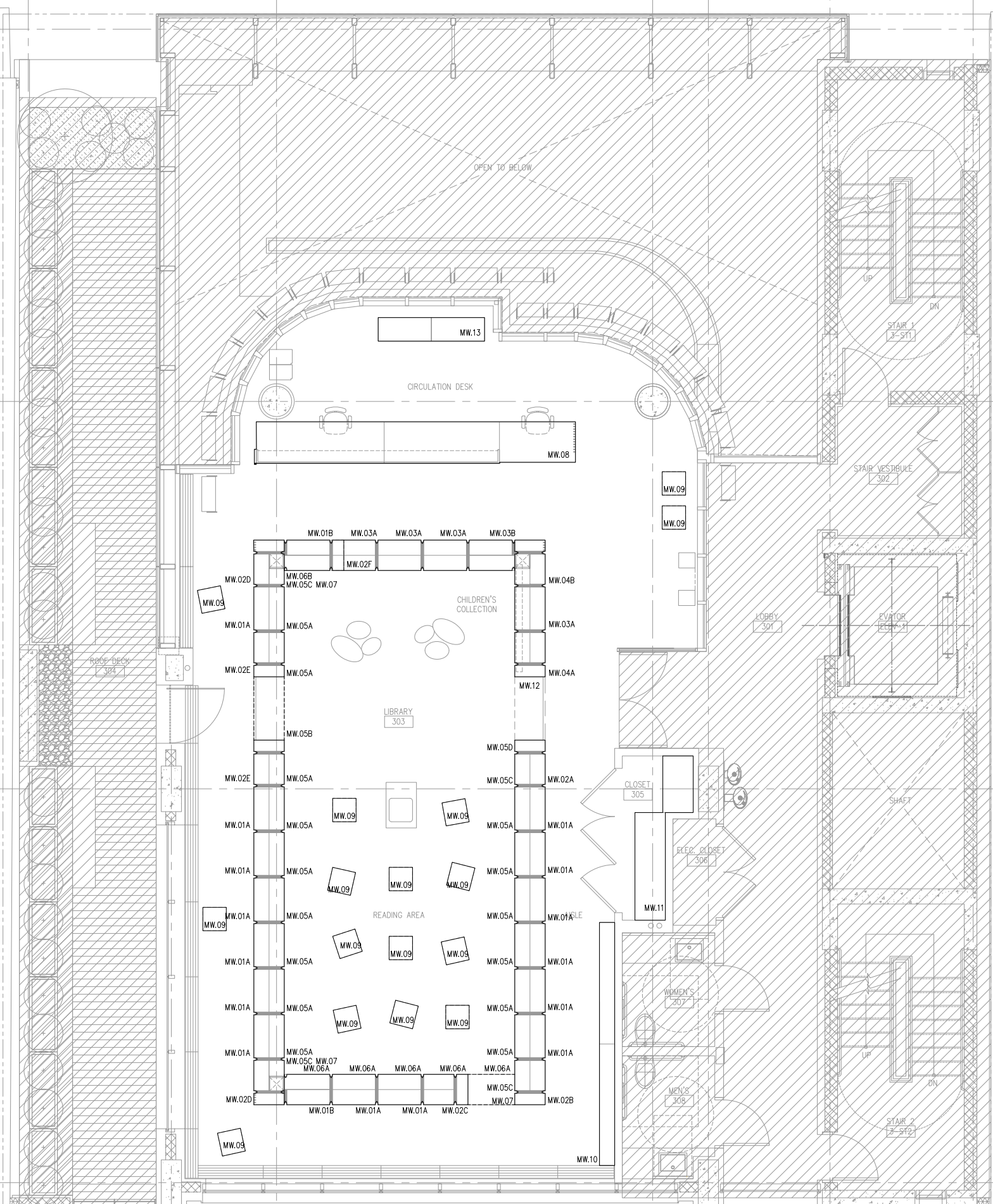
PROJECT # 2117.K SCALE AS NOTED

DATE: November 04, 2021 PAGE #

COPYRIGHT @ PRAXES PLLC

NUMBER	DESCRIPTION	QUANTITY	DWG REFERENCE
MW.01			
MW.01A	8' BOOKCASE, TYPICAL UNIT	15	
MW.01B	8' BOOKCASE CORNER UNIT	2	
MW.02			
MW.02A	8' BOOKCASE END UNIT	1	
MW.02B	8' BOOKCASE END UNIT	1	
MW.02C	8' BOOKCASE END UNIT	1	
MW.02D	8' BOOKCASE CORNER UNIT	2	
MW.02E	8' BOOKCASE END UNIT	2	
MW.02F	ADDITIONAL SHELVES ABV LOW BOOKCASE	1	
MW.03			
MW.03A	4'-1" BOOKCASE TYPICAL UNIT	4	
MW.03B	4'-1" BOOKCASE CORNER UNIT	1	
MW.04			
MW.04A	4'-1" BOOKCASE END UNIT	1	
MW.04B	4'-1" BOOKCASE CORNER UNIT	1	
MW.05			
MW.05A	SHELF W/ SCREEN TYPICAL UNIT	15	
MW.05B	SHELF W/ SCREEN ABV OPENING	1	
MW.05C	SHELF W/ SCREEN CORNER UNIT	4	
MW.05D	SHELF W/ SCREEN END UNIT	1	
MW.06			
MW.06A	SHELF TYPICAL UNIT	5	
MW.06B	SHELF	1	
MW.07	SHELF CORNER UNIT	3	
MW.08	CIRCULATION DESK	1	
MW.09	STOOL	16	
MW.10	BAR HT TABLETOP	1	
MW.11	SHELVES (CLOSET 305)	1	
MW.12	COUNTERTOP ABV LOW BOOKCASE	1	
MW.13	COUNTERTOP ABV FILE CABINETS	1	

2 MILLWORK SCHEDULE



1 MILLWORK KEY PLAN
1/4"=1'-0"

NYKC LIBRARY

122 EAST 32ND STREET
NEW YORK, NY 10016

CLIENT:
KOREAN CULTURAL CENTER NY
460 PARK AVE, #601, NEW YORK, NY 10022
T:212-758-8550

DESIGN ARCHITECT:
PRAXES PLLC
325 CLINTON AVE, #4A, BROOKLYN, NY 11205
T:646.580.5326 E:praxes@praxes-ny.com

NOTES

- REFER TO PROJECT SCHEDULES AND SPECIFICATIONS. DRAWINGS, SCHEDULES AND SPECIFICATIONS ARE COMPLIMENTARY.
- PROVIDE FINISH SAMPLES, SHOP DRAWINGS, AND MOCK UP FOR REVIEW AND APPROVAL.
- PROVIDE MILLWORK WARRANTY.
- PROVIDE HIDDEN ELECTRICAL WIRING FOR UNDER-SHELF LIGHTING @ CIRCULATION DESK.
- CAULK AT ALL COUNTERS AS REQUIRED. COLOR MATCH CAULK.
- ALL BOOKCASE SHELVES ARE TO BE ADJUSTABLE UNLESS OTHERWISE NOTED. PROVIDE NUMBER OF SHELVES SHOWN IN ELEVATION AND SECTION.
- DRYBAR AND CLOSET CONSTRUCTION NOTES:
A. AWI, CUSTOM GRADE, TYPE A, FLUSH OVERLAY
B. MECHANICAL FASTENERS TO BE #6 SCREW MINIMUM OR DOWEL @ AWI SPACING
C. CASING JOINTS AT PANEL MEMBERS, STRETCHERS & BACKS TO BE DADOED, RABBETED OR FLOWED.
D. PROVIDE A CROSS STRETCHER BELOW TOP DRAWER AND BETWEEN DRAWERS IN DRAWER BANKS AS PER DRAWINGS
E. DRAWERS TO AWI SPECIFICATIONS
- ALL INTERIOR PAINT AND OTHER COATINGS TO BE LOW OR NO VOC TYPE, BENJAMIN MOORE.
- HARDWARE:
A. PROVIDE MAGNETIC CATCH AT ALL CABINET DOORS.
B. ALL HINGES TO BE CONCEALED
- WHERE MILLWORK ALIGNS W/ PARTITIONS OR OTHER ARCHITECTURAL ELEMENTS, PLUS/MINUS DIMENSIONS ARE NOTED AND FIELD DIMENSIONS ARE TO BE VERIFIED FOR ALIGNMENT.
- PROVIDE CONCEALED HARDWARE FOR SECURING MILLWORK.

PAINT COLOR LEGEND

- P-02
- P-03
- P-04
- P-05
- P-06

MATERIAL LEGEND

REFER TO SCHEDULES & SPECIFICATIONS.

- P-01: GRAY PAINT FOR CIRCULATION DESK & ACC
- P-02: RED PAINT FOR SHELF
- P-03: ORANGE PAINT FOR SHELF
- P-04: LIGHT GREEN PAINT FOR SHELF
- P-05: DARK GREEN PAINT FOR SHELF
- P-06: BLUE PAINT FOR SHELF

- W-01: PLYWOOD
- W-02: SOLID WOOD
- W-03: MILLED WOOD SIDE PANEL

- C-01: SOLID SURFACING

- S-01: LARGE FORMAT TILE - FLOOR & SIDE PANEL
- S-02: LARGE FORMAT TILE - COUNTERTOP

- H-01: BOOKCASE VERTICAL TRACK
- H-02: BOOKCASE VERTICAL TRACK CLIP
- H-03: BOOKCASE UNDER-SHELF SUPPORT
- H-04: CLOSET TRACK
- H-05: CLOSET BRACKET
- H-06: WIRE TRAY
- H-07: METAL TRANSITION

- PL-01: PLANT

HALF SIZE SET

100% CD/BID SET - REV.1 DEC 03, 2021

100% CONSTRUCTION DOCUMENT/BID SET NOV 29, 2021

85% CONSTRUCTION DOCUMENT/BID SET NOV 22, 2021

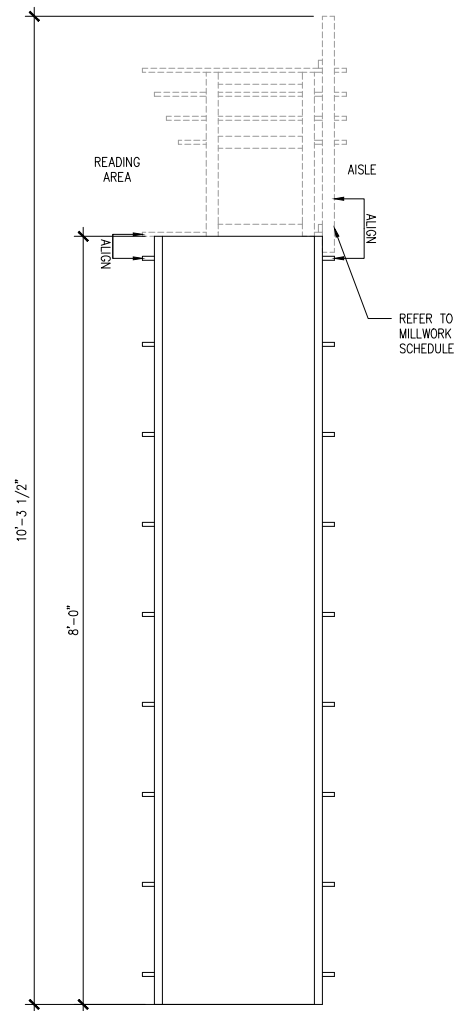
MILLWORK MW.01A ENLARGED PLAN, ELEVATIONS, AND SECTIONS

A-801.00

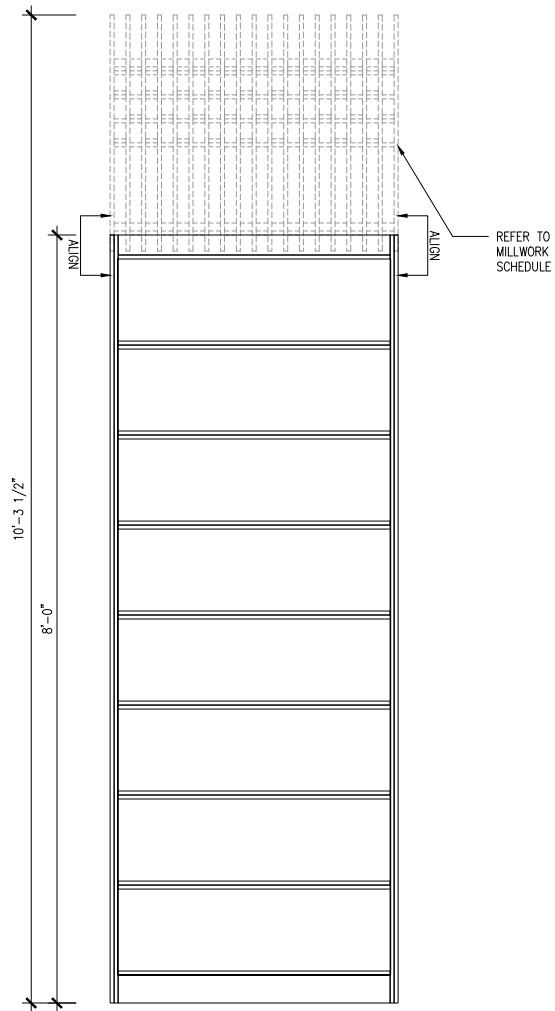
PROJECT #: 2117.K SCALE: AS NOTED

DATE: November 04, 2021 PAGE #:

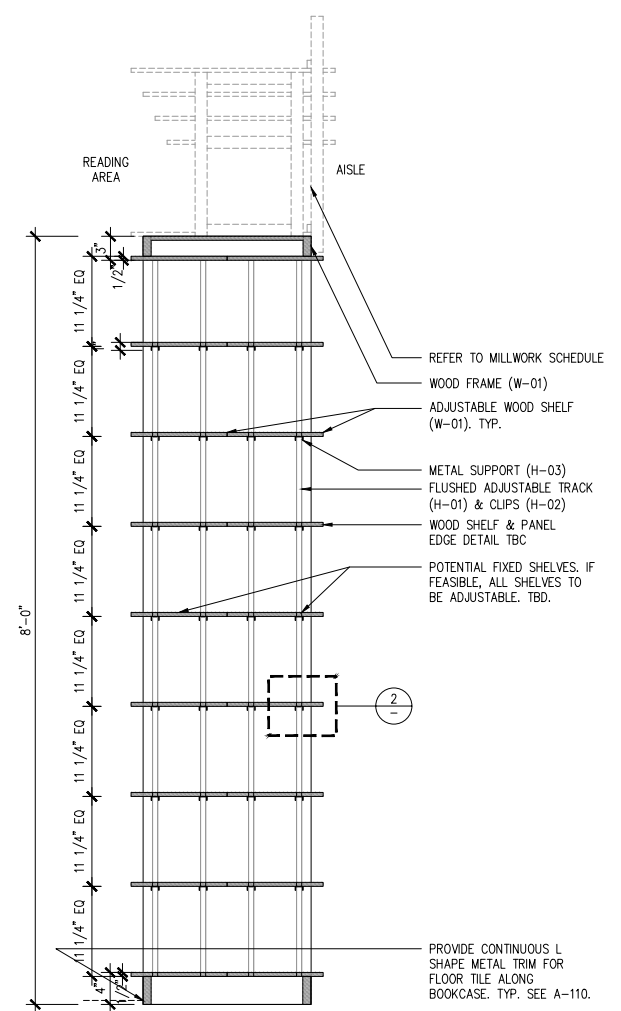
COPYRIGHT @ PRAXES PLLC



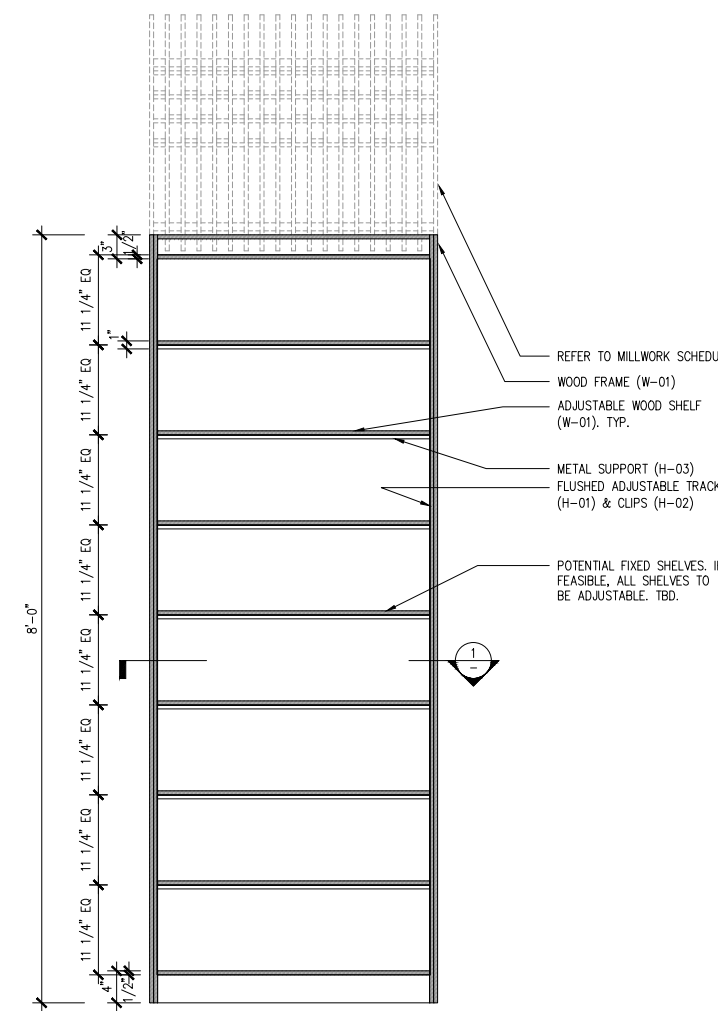
6 MW.01A ELEVATION B
1"=1'-0"



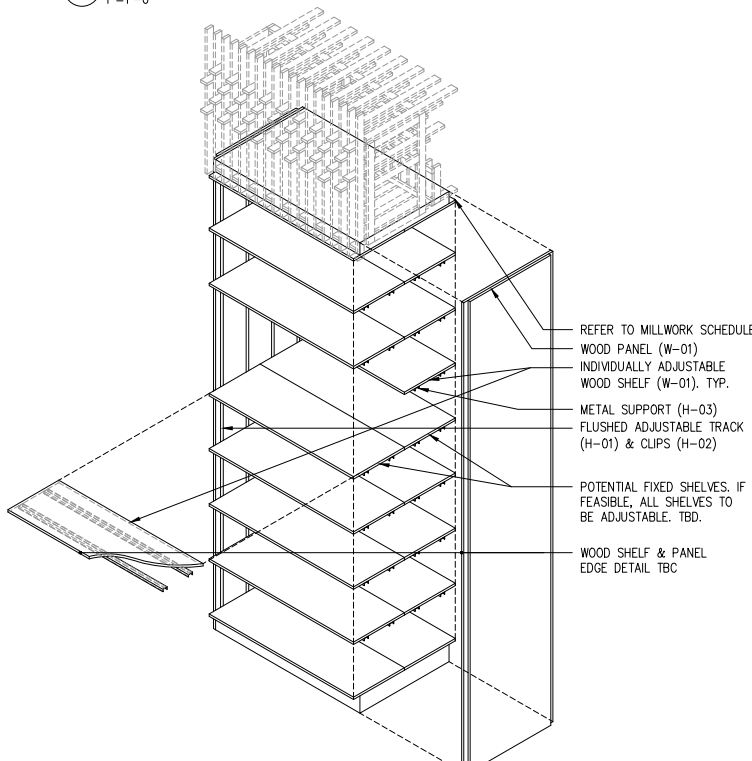
5 MW.01A ELEVATION A
1"=1'-0"



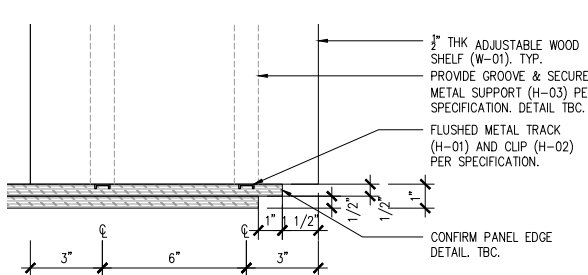
8 MW.01A SECTION B
1"=1'-0"



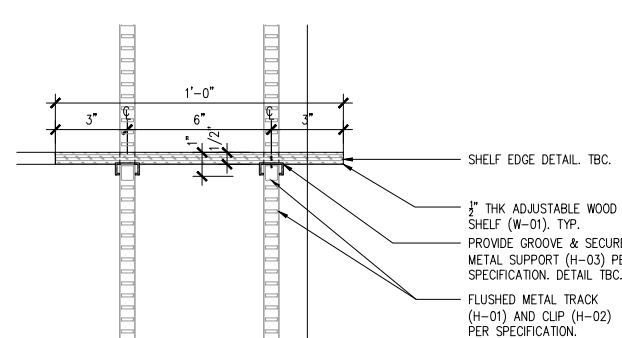
7 MW.01A SECTION A
1"=1'-0"



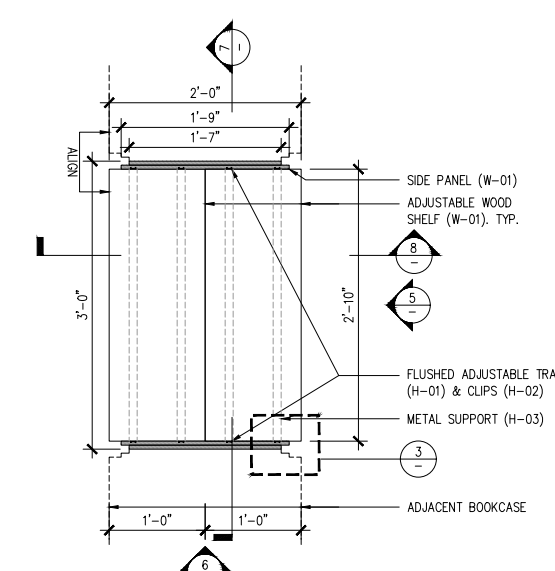
4 MW.01A AXON
NTS



3 TYPICAL ENLARGED BOOKCASE PLAN DETAIL
3"=1'-0"



2 TYPICAL ENLARGED BOOKCASE SECTION DETAIL
3"=1'-0"



1 MW.01A PLAN
1"=1'-0"

NYKC LIBRARY

122 EAST 32ND STREET
NEW YORK, NY 10016

CLIENT:
KOREAN CULTURAL CENTER NY
460 PARK AVE, #601, NEW YORK, NY 10022
T:212-758-8550

DESIGN ARCHITECT:
PRAXES PLLC
325 CLINTON AVE, #4A, BROOKLYN, NY 11205
T:646.580.5326 E:praxes@praxes-ny.com

NOTES

- REFER TO PROJECT SCHEDULES AND SPECIFICATIONS. DRAWINGS, SCHEDULES AND SPECIFICATIONS ARE COMPLEMENTARY.
- PROVIDE FINISH SAMPLES, SHOP DRAWINGS, AND MOCK UP FOR REVIEW AND APPROVAL.
- PROVIDE MILLWORK WARRANTY.
- PROVIDE HIDDEN ELECTRICAL WIRING FOR UNDER-SHELF LIGHTING @ CIRCULATION DESK.
- CAULK AT ALL COUNTERS AS REQUIRED. COLOR MATCH CAULK.
- ALL BOOKCASE SHELVES ARE TO BE ADJUSTABLE UNLESS OTHERWISE NOTED. PROVIDE NUMBER OF SHELVES SHOWN IN ELEVATION AND SECTION.
- DRYBAR AND CLOSET CONSTRUCTION NOTES:
 - AWI, CUSTOM GRADE, TYPE A, FLUSH OVERLAY
 - MECHANICAL FASTENERS TO BE #6 SCREW MINIMUM OR DOWEL @ AWI SPACING
 - CASING JOINTS AT PANEL MEMBERS, STRETCHERS & BACKS TO BE DADOED, RABBETED OR FLOWED.
 - PROVIDE A CROSS STRETCHER BELOW TOP DRAWER AND BETWEEN DRAWERS IN DRAWER BANKS AS PER DRAWINGS
 - DRAWERS TO AWI SPECIFICATIONS
- ALL INTERIOR PAINT AND OTHER COATINGS TO BE LOW OR NO VOC TYPE, BENJAMIN MOORE.
- HARDWARE:
 - PROVIDE MAGNETIC CATCH AT ALL CABINET DOORS.
 - ALL HINGES TO BE CONCEALED
- WHERE MILLWORK ALIGNS W/ PARTITIONS OR OTHER ARCHITECTURAL ELEMENTS, PLUS/MINUS DIMENSIONS ARE NOTED AND FIELD DIMENSIONS ARE TO BE VERIFIED FOR ALIGNMENT.
- PROVIDE CONCEALED HARDWARE FOR SECURING MILLWORK.

PAINT COLOR LEGEND

- P-02
- P-03
- P-04
- P-05
- P-06

MATERIAL LEGEND

- REFER TO SCHEDULES & SPECIFICATIONS.
- P-01: GRAY PAINT FOR CIRCULATION DESK & ACC
P-02: RED PAINT FOR SHELF
P-03: ORANGE PAINT FOR SHELF
P-04: LIGHT GREEN PAINT FOR SHELF
P-05: DARK GREEN PAINT FOR SHELF
P-06: BLUE PAINT FOR SHELF
- W-01: PLYWOOD
W-02: SOLID WOOD
W-03: MILLED WOOD SIDE PANEL
- C-01: SOLID SURFACING
- S-01: LARGE FORMAT TILE - FLOOR & SIDE PANEL
S-02: LARGE FORMAT TILE - COUNTERTOP
- H-01: BOOKCASE VERTICAL TRACK
H-02: BOOKCASE VERTICAL TRACK CLIP
H-03: BOOKCASE UNDER-SHELF SUPPORT
H-04: CLOSET TRACK
H-05: CLOSET BRACKET
H-06: WIRE TRAY
H-07: METAL TRANSITION
- PL-01: PLANT

HALF SIZE SET

100% CD/BID SET - REV.1 DEC 03, 2021

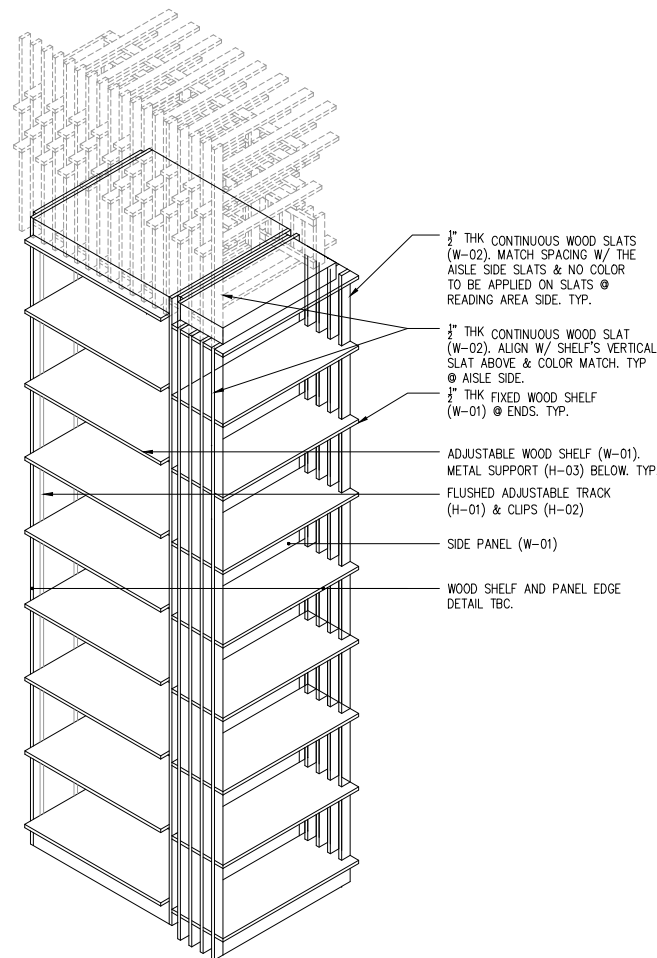
100% CONSTRUCTION DOCUMENT/BID SET NOV 29, 2021

85% CONSTRUCTION DOCUMENT/BID SET NOV 22, 2021

MILLWORK MW.02A ENLARGED PLAN, ELEVATIONS, AND SECTION

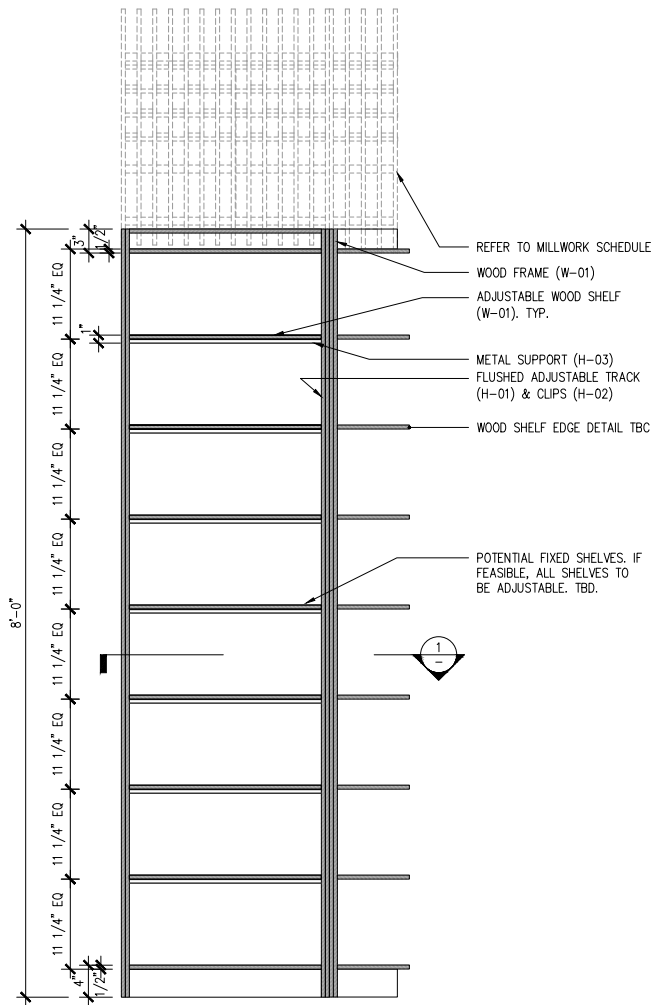
A-802.00

PROJECT #: 2117.K SCALE: AS NOTED
DATE: November 04, 2021 PAGE #:
COPYRIGHT © PRAXES PLLC



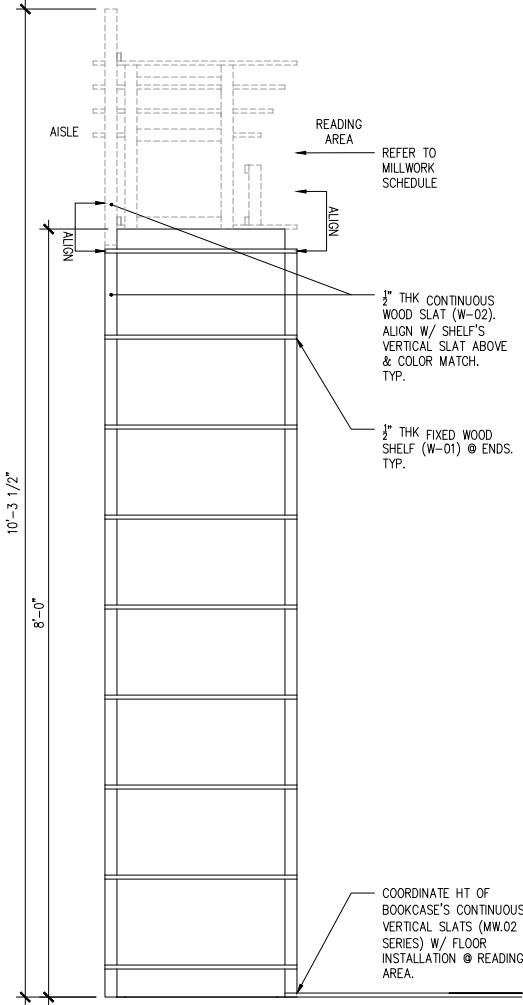
- 3/4" THK CONTINUOUS WOOD SLATS (W-02). MATCH SPACING W/ THE AISLE SIDE SLATS & NO COLOR TO BE APPLIED ON SLATS @ READING AREA SIDE. TYP.
- 3/4" THK CONTINUOUS WOOD SLAT (W-02). ALIGN W/ SHELF'S VERTICAL SLAT ABOVE & COLOR MATCH. TYP @ AISLE SIDE.
- 3/4" THK FIXED WOOD SHELF (W-01) @ ENDS. TYP.
- ADJUSTABLE WOOD SHELF (W-01). METAL SUPPORT (H-03) BELOW. TYP.
- FLUSHED ADJUSTABLE TRACK (H-01) & CLIPS (H-02)
- SIDE PANEL (W-01)
- WOOD SHELF AND PANEL EDGE DETAIL TBC.

5 MW.02A AXON (MW.02B, MW.02C, MW.02E SIM.)
NTS



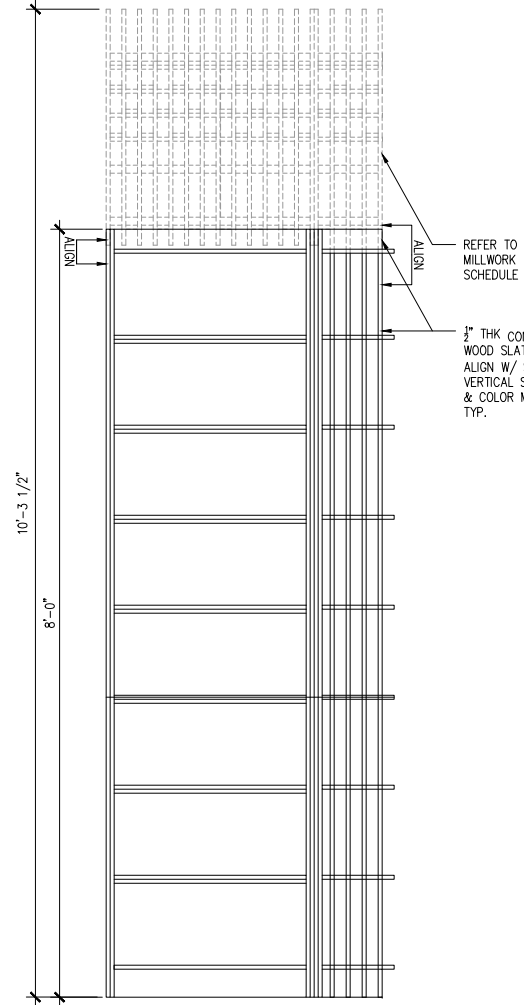
- REFER TO MILLWORK SCHEDULE
- WOOD FRAME (W-01)
- ADJUSTABLE WOOD SHELF (W-01). TYP.
- METAL SUPPORT (H-03)
- FLUSHED ADJUSTABLE TRACK (H-01) & CLIPS (H-02)
- WOOD SHELF EDGE DETAIL TBC
- POTENTIAL FIXED SHELVES, IF FEASIBLE, ALL SHELVES TO BE ADJUSTABLE. TBD.

4 MW.02A SECTION A (MW.02B, MW.02C, MW.02E SIM.)
1"=1'-0"



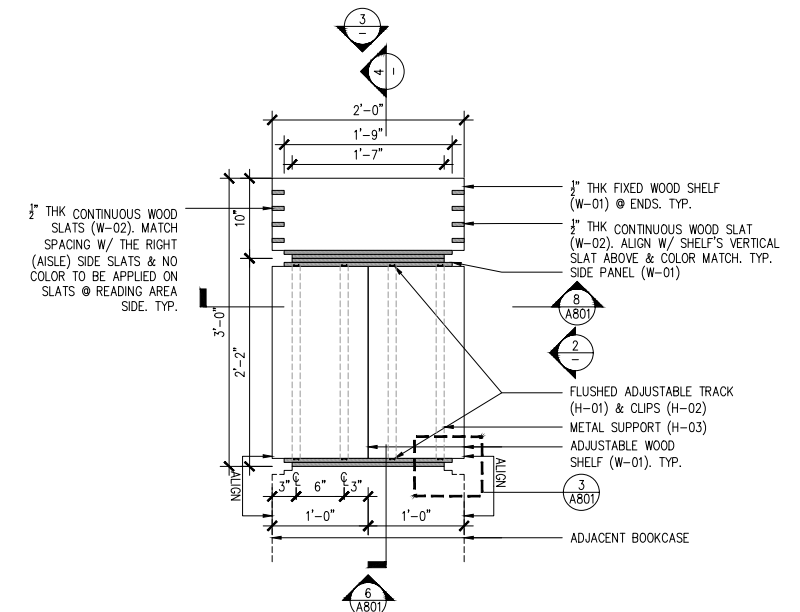
- REFER TO MILLWORK SCHEDULE
- 3/4" THK CONTINUOUS WOOD SLAT (W-02). ALIGN W/ SHELF'S VERTICAL SLAT ABOVE & COLOR MATCH. TYP.
- 3/4" THK FIXED WOOD SHELF (W-01) @ ENDS. TYP.
- COORDINATE HT OF BOOKCASE'S CONTINUOUS VERTICAL SLATS (MW.02 SERIES) W/ FLOOR INSTALLATION @ READING AREA.

3 MW.02A ELEVATION B (MW.02B, MW.02C, MW.02E SIM.)
1"=1'-0"



- REFER TO MILLWORK SCHEDULE
- 3/4" THK CONTINUOUS WOOD SLAT (W-02). ALIGN W/ SHELF'S VERTICAL SLAT ABOVE & COLOR MATCH. TYP.

2 MW.02A ELEVATION A (MW.02B, MW.02C, MW.02E SIM.)
1"=1'-0"



- 3/4" THK CONTINUOUS WOOD SLATS (W-02). MATCH SPACING W/ THE RIGHT (AISLE) SIDE SLATS & NO COLOR TO BE APPLIED ON SLATS @ READING AREA SIDE. TYP.
- 3/4" THK FIXED WOOD SHELF (W-01) @ ENDS. TYP.
- 3/4" THK CONTINUOUS WOOD SLAT (W-02). ALIGN W/ SHELF'S VERTICAL SLAT ABOVE & COLOR MATCH. TYP. SIDE PANEL (W-01)
- FLUSHED ADJUSTABLE TRACK (H-01) & CLIPS (H-02)
- METAL SUPPORT (H-03)
- ADJUSTABLE WOOD SHELF (W-01). TYP.
- ADJACENT BOOKCASE

1 MW.02A PLAN (MW.02B, MW.02C, MW.02E SIM.)
1"=1'-0"

NYKC LIBRARY

122 EAST 32ND STREET
NEW YORK, NY 10016

CLIENT:
KOREAN CULTURAL CENTER NY

460 PARK AVE, #601, NEW YORK, NY 10022
T:212-758-8550

DESIGN ARCHITECT:
PRAXES PLLC

325 CLINTON AVE, #4A, BROOKLYN, NY 11205
T:646.580.5326 E:praxes@praxes-ny.com

NOTES

- REFER TO PROJECT SCHEDULES AND SPECIFICATIONS. DRAWINGS, SCHEDULES AND SPECIFICATIONS ARE COMPLIMENTARY.
- PROVIDE FINISH SAMPLES, SHOP DRAWINGS, AND MOCK UP FOR REVIEW AND APPROVAL.
- PROVIDE MILLWORK WARRANTY.
- PROVIDE HIDDEN ELECTRICAL WIRING FOR UNDER-SHELF LIGHTING & CIRCULATION DESK.
- CAULK AT ALL COUNTERS AS REQUIRED. COLOR MATCH CAULK.
- ALL BOOKCASE SHELVES ARE TO BE ADJUSTABLE UNLESS OTHERWISE NOTED. PROVIDE NUMBER OF SHELVES SHOWN IN ELEVATION AND SECTION.
- DRYBAR AND CLOSET CONSTRUCTION NOTES:
A. AWI, CUSTOM GRADE, TYPE A, FLUSH OVERLAY
B. MECHANICAL FASTENERS TO BE #6 SCREW MINIMUM OR DOWEL @ AWI SPACING
C. CASING JOINTS AT PANEL MEMBERS, STRETCHERS & BACKS TO BE DADOED, RABBETED OR FLOWED.
D. PROVIDE A CROSS STRETCHER BELOW TOP DRAWER AND BETWEEN DRAWERS IN DRAWER BANKS AS PER DRAWINGS
E. DRAWERS TO AWI SPECIFICATIONS
- ALL INTERIOR PAINT AND OTHER COATINGS TO BE LOW OR NO VOC TYPE, BENJAMIN MOORE.
- HARDWARE:
A. PROVIDE MAGNETIC CATCH AT ALL CABINET DOORS.
B. ALL HINGES TO BE CONCEALED
- WHERE MILLWORK ALIGNS W/ PARTITIONS OR OTHER ARCHITECTURAL ELEMENTS, PLUS/MINUS DIMENSIONS ARE NOTED AND FIELD DIMENSIONS ARE TO BE VERIFIED FOR ALIGNMENT.
- PROVIDE CONCEALED HARDWARE FOR SECURING MILLWORK.

PAINT COLOR LEGEND

- P-02
- P-03
- P-04
- P-05
- P-06

MATERIAL LEGEND

REFER TO SCHEDULES & SPECIFICATIONS.

- P-01: GRAY PAINT FOR CIRCULATION DESK & ACC
- P-02: RED PAINT FOR SHELF
- P-03: ORANGE PAINT FOR SHELF
- P-04: LIGHT GREEN PAINT FOR SHELF
- P-05: DARK GREEN PAINT FOR SHELF
- P-06: BLUE PAINT FOR SHELF

- W-01: PLYWOOD
- W-02: SOLID WOOD
- W-03: MILLED WOOD SIDE PANEL

- C-01: SOLID SURFACING

- S-01: LARGE FORMAT TILE - FLOOR & SIDE PANEL
- S-02: LARGE FORMAT TILE - COUNTERTOP

- H-01: BOOKCASE VERTICAL TRACK
- H-02: BOOKCASE VERTICAL TRACK CLIP
- H-03: BOOKCASE UNDER-SHELF SUPPORT
- H-04: CLOSET TRACK
- H-05: CLOSET BRACKET
- H-06: WIRE TRAY
- H-07: METAL TRANSITION

- PL-01: PLANT

HALF SIZE SET

100% CD/BID SET - REV.1 DEC 03, 2021

100% CONSTRUCTION DOCUMENT/BID SET NOV 29, 2021

85% CONSTRUCTION DOCUMENT/BID SET NOV 22, 2021

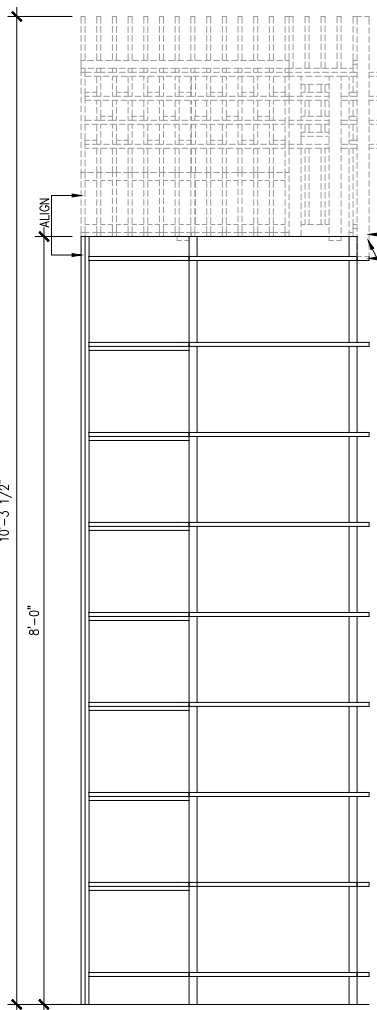
MILLWORK MW.01B & MW.02D ENLARGED PLAN & ELEVATIONS

A-803.00

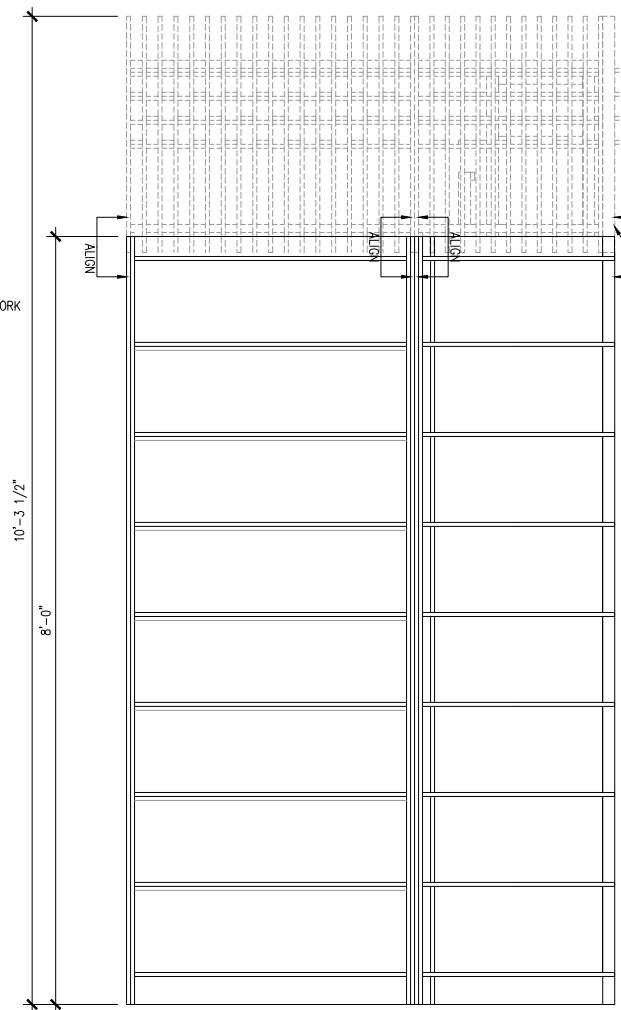
PROJECT #: 2117.K SCALE: AS NOTED

DATE: November 04, 2021 PAGE #:

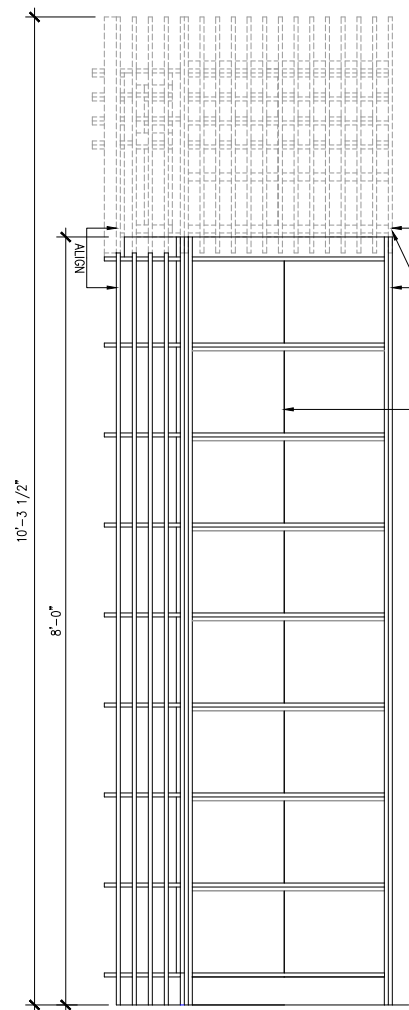
COPYRIGHT @ PRAXES PLLC



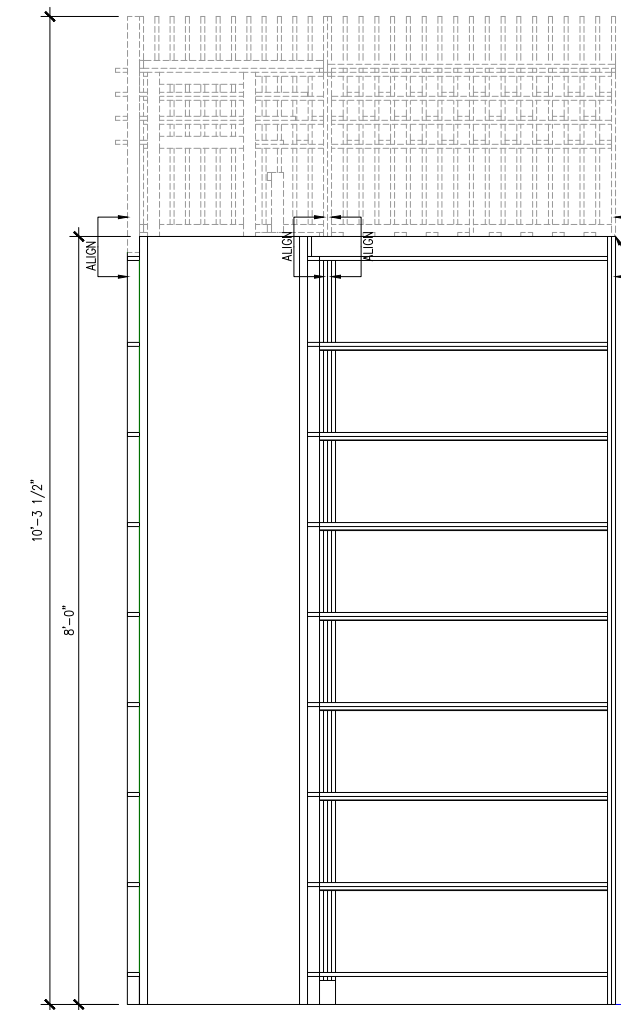
5 MW.01B & MW.02D ELEVATION D
1"=1'-0"



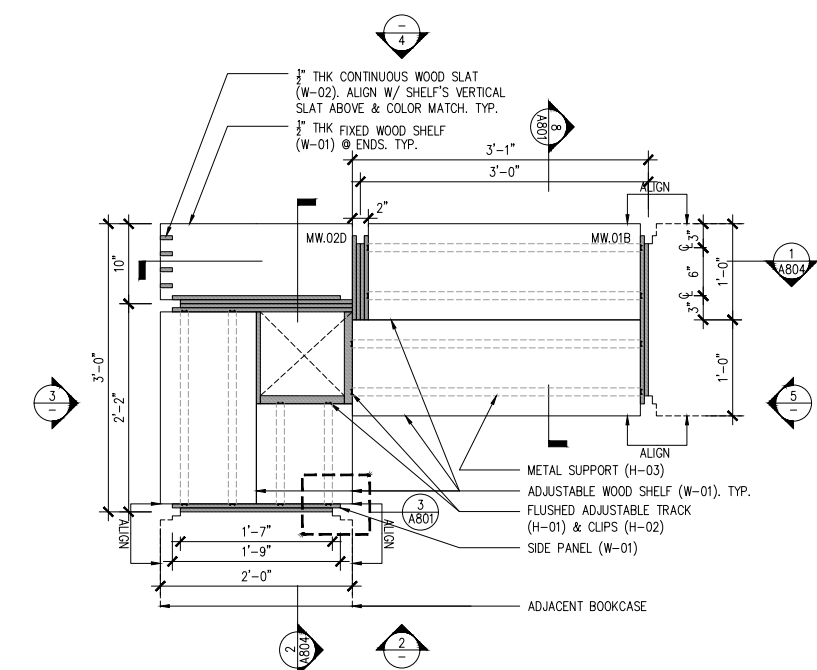
4 MW.01B & MW.02D ELEVATION C
1"=1'-0"



3 MW.01B & MW.02D ELEVATION B
1"=1'-0"



2 MW.01B & MW.02D ELEVATION A
1"=1'-0"



1 MW.01B & MW.02D PLAN
1"=1'-0"

NYKC LIBRARY

122 EAST 32ND STREET
NEW YORK, NY 10016

CLIENT:
KOREAN CULTURAL CENTER NY
460 PARK AVE, #601, NEW YORK, NY 10022
T:212-758-8550

DESIGN ARCHITECT:
PRAXES PLLC
325 CLINTON AVE, #4A, BROOKLYN, NY 11205
T:646.580.5328 E:praxes@praxes-ny.com

NOTES

- REFER TO PROJECT SCHEDULES AND SPECIFICATIONS. DRAWINGS, SCHEDULES AND SPECIFICATIONS ARE COMPLIMENTARY.
- PROVIDE FINISH SAMPLES, SHOP DRAWINGS, AND MOCK UP FOR REVIEW AND APPROVAL.
- PROVIDE MILLWORK WARRANTY.
- PROVIDE HIDDEN ELECTRICAL WIRING FOR UNDER-SHELF LIGHTING @ CIRCULATION DESK.
- CAULK AT ALL COUNTERS AS REQUIRED. COLOR MATCH CAULK.
- ALL BOOKCASE SHELVES ARE TO BE ADJUSTABLE UNLESS OTHERWISE NOTED. PROVIDE NUMBER OF SHELVES SHOWN IN ELEVATION AND SECTION.
- DRYBAR AND CLOSET CONSTRUCTION NOTES:
 - AWI, CUSTOM GRADE, TYPE A, FLUSH OVERLAY
 - MECHANICAL FASTENERS TO BE #6 SCREW MINIMUM OR DOWEL @ AWI SPACING
 - CASING JOINTS AT PANEL MEMBERS, STRETCHERS & BACKS TO BE DADOED, RABBETED OR FLOWED.
 - PROVIDE A CROSS STRETCHER BELOW TOP DRAWER AND BETWEEN DRAWERS IN DRAWER BANKS AS PER DRAWINGS
 - DRAWERS TO AWI SPECIFICATIONS
- ALL INTERIOR PAINT AND OTHER COATINGS TO BE LOW OR NO VOC TYPE, BENJAMIN MOORE.
- HARDWARE:
 - PROVIDE MAGNETIC CATCH AT ALL CABINET DOORS.
 - ALL HINGES TO BE CONCEALED
- WHERE MILLWORK ALIGNS W/ PARTITIONS OR OTHER ARCHITECTURAL ELEMENTS, PLUS/MINUS DIMENSIONS ARE NOTED AND FIELD DIMENSIONS ARE TO BE VERIFIED FOR ALIGNMENT.
- PROVIDE CONCEALED HARDWARE FOR SECURING MILLWORK.

PAINT COLOR LEGEND

- P-02
- P-03
- P-04
- P-05
- P-06

MATERIAL LEGEND

- REFER TO SCHEDULES & SPECIFICATIONS.
- P-01: GRAY PAINT FOR CIRCULATION DESK & ACC
 - P-02: RED PAINT FOR SHELF
 - P-03: ORANGE PAINT FOR SHELF
 - P-04: LIGHT GREEN PAINT FOR SHELF
 - P-05: DARK GREEN PAINT FOR SHELF
 - P-06: BLUE PAINT FOR SHELF
 - W-01: PLYWOOD
 - W-02: SOLID WOOD
 - W-03: MILLED WOOD SIDE PANEL
 - C-01: SOLID SURFACING
 - S-01: LARGE FORMAT TILE - FLOOR & SIDE PANEL
 - S-02: LARGE FORMAT TILE - COUNTERTOP
 - H-01: BOOKCASE VERTICAL TRACK
 - H-02: BOOKCASE VERTICAL TRACK CLIP
 - H-03: BOOKCASE UNDER-SHELF SUPPORT
 - H-04: CLOSET TRACK
 - H-05: CLOSET BRACKET
 - H-06: WIRE TRAY
 - H-07: METAL TRANSITION
 - PL-01: PLANT

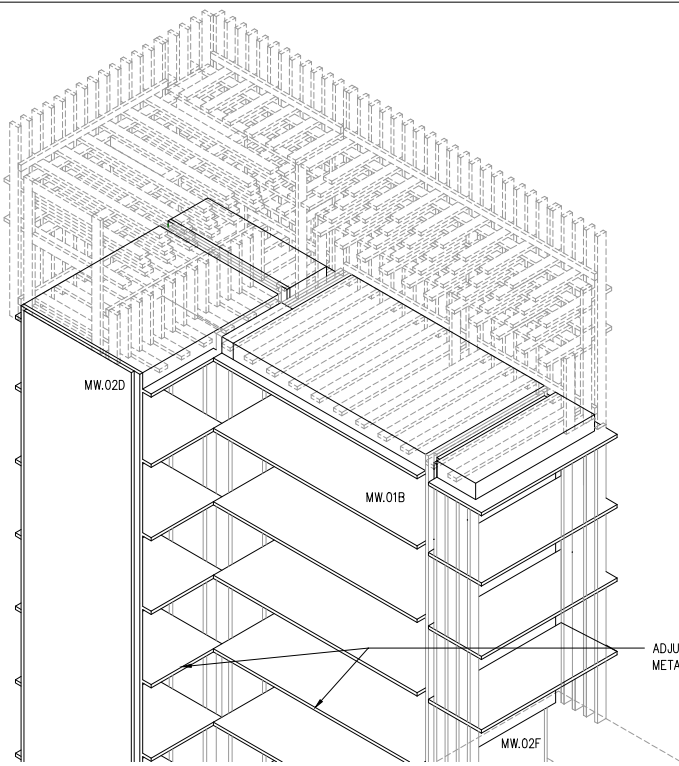
HALF SIZE SET

100% CD/BID SET - REV.1 DEC 03, 2021
100% CONSTRUCTION DOCUMENT/BID SET NOV 29, 2021
85% CONSTRUCTION DOCUMENT/BID SET NOV 22, 2021

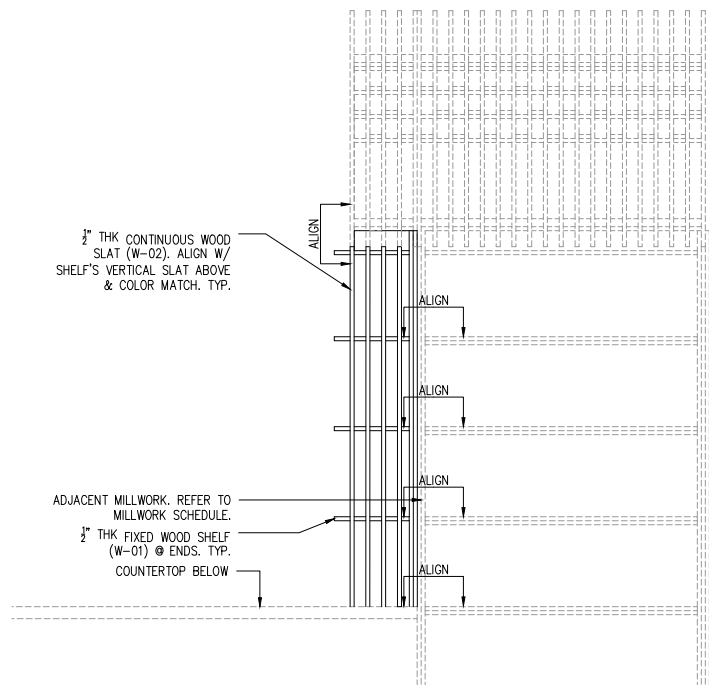
MILLWORK MW.01B & 02D & 02F ENLARGED PLAN, ELEVATIONS, AND SECTIONS

A-804.00

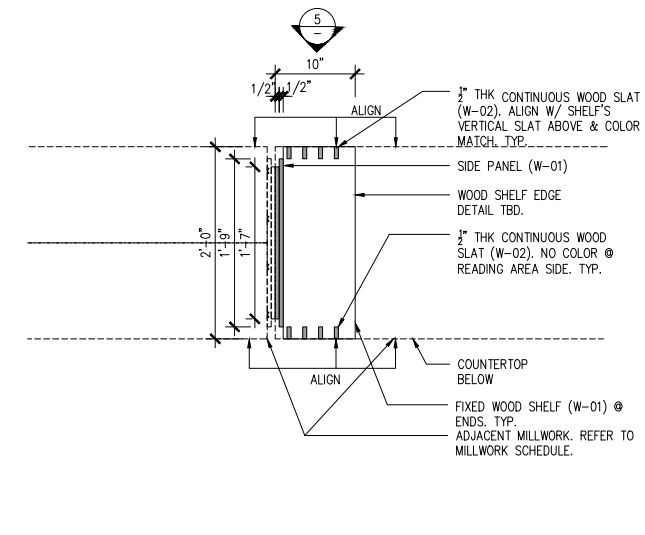
PROJECT #: 2117.K SCALE: AS NOTED
DATE: November 04, 2021 PAGE #:
COPYRIGHT © PRAXES PLLC



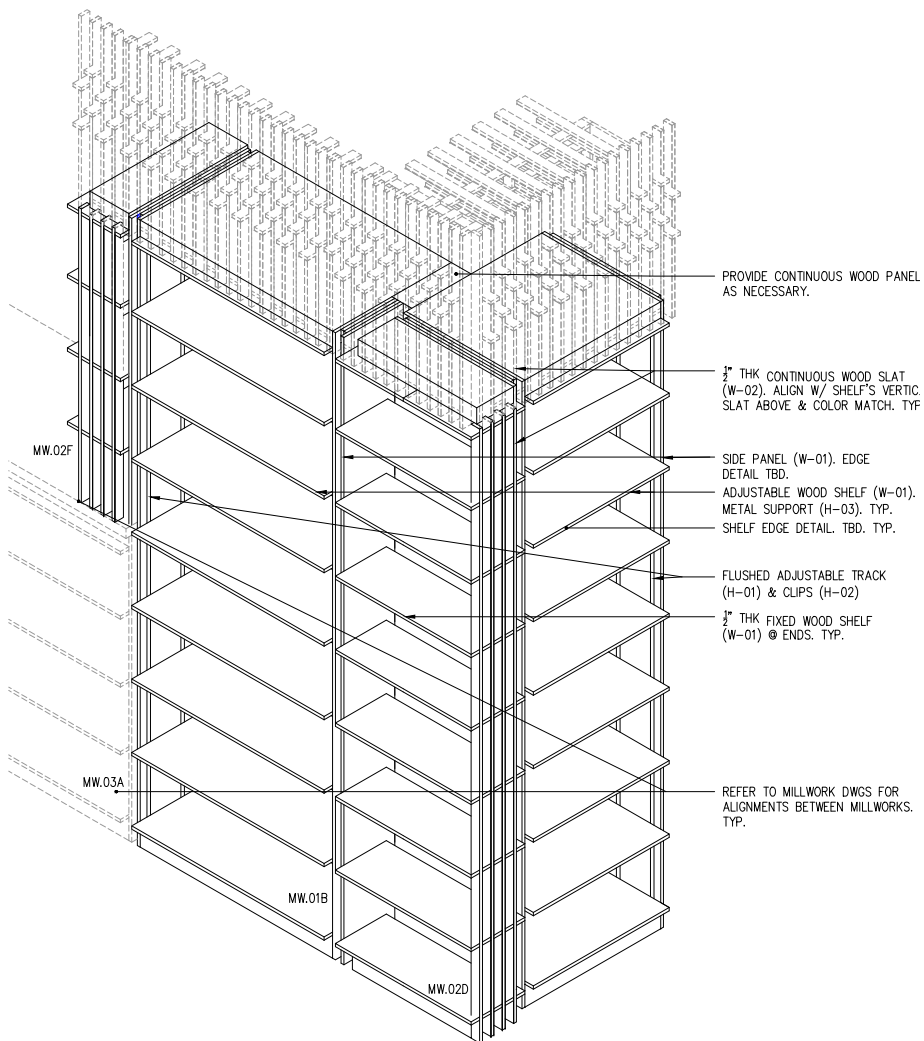
6 MW.01B & MW.02D AXON
NTS



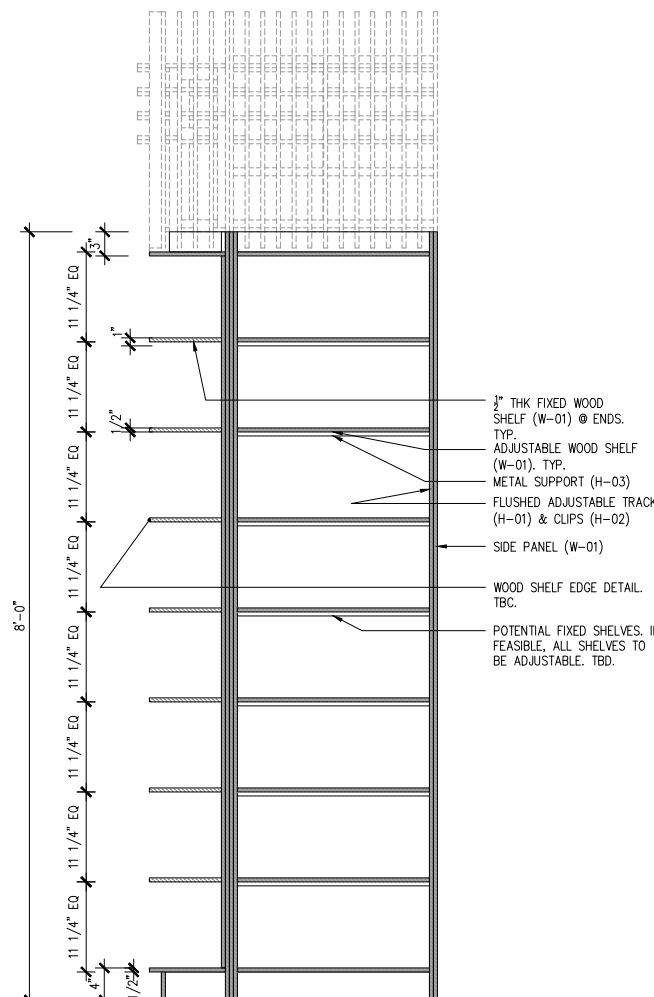
5 MW.02F ELEVATION A
1"=1'-0"



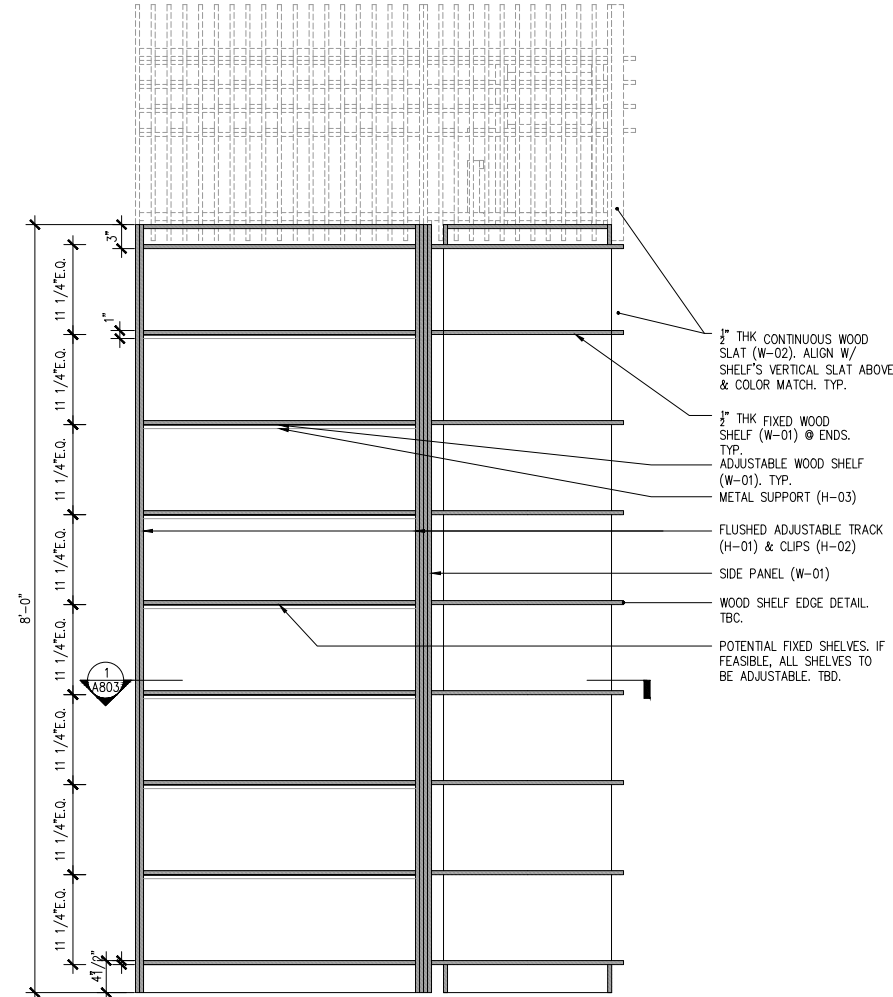
4 MW.02F PLAN
1"=1'-0"



3 MW.01B & MW.02D AXON
NTS



2 MW.01B & MW.02D SECTION B
1"=1'-0"



1 MW.01B & MW.02D SECTION A
1"=1'-0"

NYKC LIBRARY

122 EAST 32ND STREET
NEW YORK, NY 10016

CLIENT:
KOREAN CULTURAL CENTER NY
460 PARK AVE, #601, NEW YORK, NY 10022
T:212-758-8550

DESIGN ARCHITECT:
PRAXES PLLC
325 CLINTON AVE, #4A, BROOKLYN, NY 11205
T:646.580.5326 E:praxes@praxes-ny.com

NOTES

- REFER TO PROJECT SCHEDULES AND SPECIFICATIONS. DRAWINGS, SCHEDULES AND SPECIFICATIONS ARE COMPLIMENTARY.
- PROVIDE FINISH SAMPLES, SHOP DRAWINGS, AND MOCK UP FOR REVIEW AND APPROVAL.
- PROVIDE MILLWORK WARRANTY.
- PROVIDE HIDDEN ELECTRICAL WIRING FOR UNDER-SHELF LIGHTING & CIRCULATION DESK.
- CAULK AT ALL COUNTERS AS REQUIRED. COLOR MATCH CAULK.
- ALL BOOKCASE SHELVES ARE TO BE ADJUSTABLE UNLESS OTHERWISE NOTED. PROVIDE NUMBER OF SHELVES SHOWN IN ELEVATION AND SECTION.
- DRYBAR AND CLOSET CONSTRUCTION NOTES:
A. AWI, CUSTOM GRADE, TYPE A, FLUSH OVERLAY
B. MECHANICAL FASTENERS TO BE #6 SCREW MINIMUM OR DOWEL @ AWI SPACING
C. CASING JOINTS AT PANEL MEMBERS, STRETCHERS & BACKS TO BE DADOED, RABBETED OR FLOWED.
D. PROVIDE A CROSS STRETCHER BELOW TOP DRAWER AND BETWEEN DRAWERS IN DRAWER BANKS AS PER DRAWINGS
E. DRAWERS TO AWI SPECIFICATIONS
- ALL INTERIOR PAINT AND OTHER COATINGS TO BE LOW OR NO VOC TYPE, BENJAMIN MOORE.
- HARDWARE:
A. PROVIDE MAGNETIC CATCH AT ALL CABINET DOORS.
B. ALL HINGES TO BE CONCEALED
- WHERE MILLWORK ALIGNS W/ PARTITIONS OR OTHER ARCHITECTURAL ELEMENTS, PLUS/MINUS DIMENSIONS ARE NOTED AND FIELD DIMENSIONS ARE TO BE VERIFIED FOR ALIGNMENT.
- PROVIDE CONCEALED HARDWARE FOR SECURING MILLWORK.

PAIN COLOR LEGEND

	P-02
	P-03
	P-04
	P-05
	P-06

MATERIAL LEGEND

REFER TO SCHEDULES & SPECIFICATIONS.

P-01: GRAY PAINT FOR CIRCULATION DESK & ACC
P-02: RED PAINT FOR SHELF
P-03: ORANGE PAINT FOR SHELF
P-04: LIGHT GREEN PAINT FOR SHELF
P-05: DARK GREEN PAINT FOR SHELF
P-06: BLUE PAINT FOR SHELF

W-01: PLYWOOD
W-02: SOLID WOOD
W-03: MILLED WOOD SIDE PANEL

C-01: SOLID SURFACING

S-01: LARGE FORMAT TILE - FLOOR & SIDE PANEL
S-02: LARGE FORMAT TILE - COUNTERTOP

H-01: BOOKCASE VERTICAL TRACK
H-02: BOOKCASE VERTICAL TRACK CLIP
H-03: BOOKCASE UNDER-SHELF SUPPORT
H-04: CLOSET TRACK
H-05: CLOSET BRACKET
H-06: WIRE TRAY
H-07: METAL TRANSITION

PL-01: PLANT

HALF SIZE SET

100% CD/BID SET - REV.1 DEC 03, 2021

100% CONSTRUCTION DOCUMENT/BID SET NOV 29, 2021

85% CONSTRUCTION DOCUMENT/BID SET NOV 22, 2021

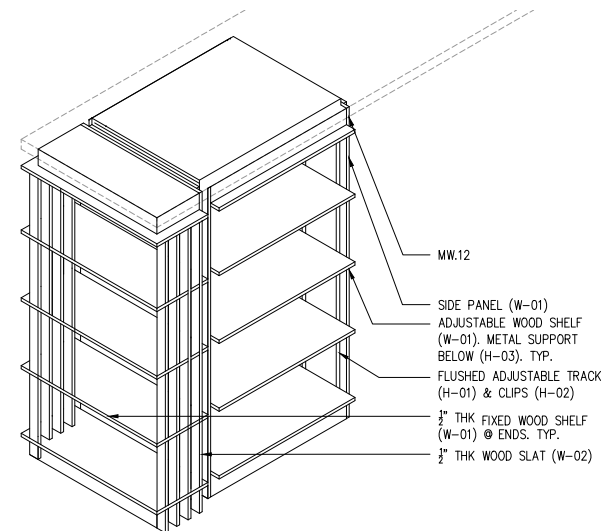
**MILLWORK MW.03A & 04A
ENLARGED PLANS, ELEVATIONS,
AND SECTIONS**

A-805.00

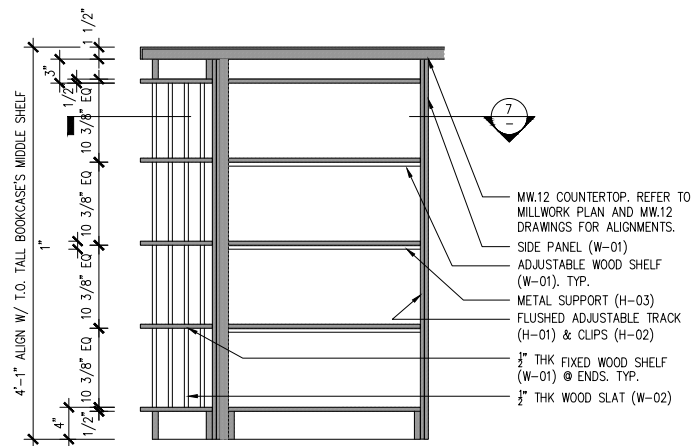
PROJECT #: 2117.K SCALE: AS NOTED

DATE: November 04, 2021 PAGE #:

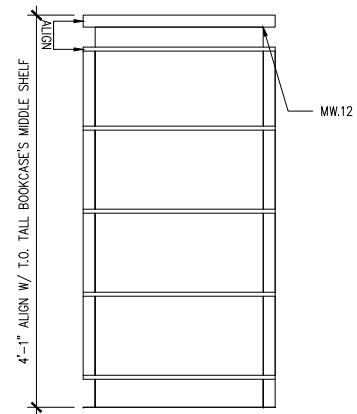
COPYRIGHT @ PRAXES PLLC



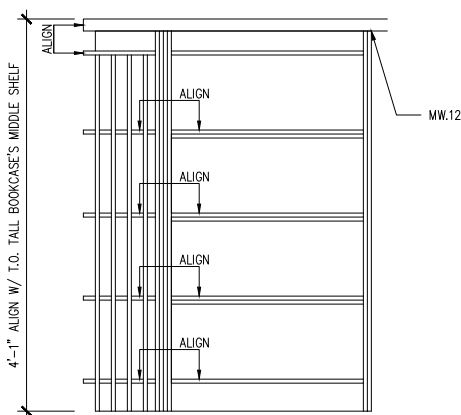
11 MW.04A ELEVATION B
1"=1'-0"



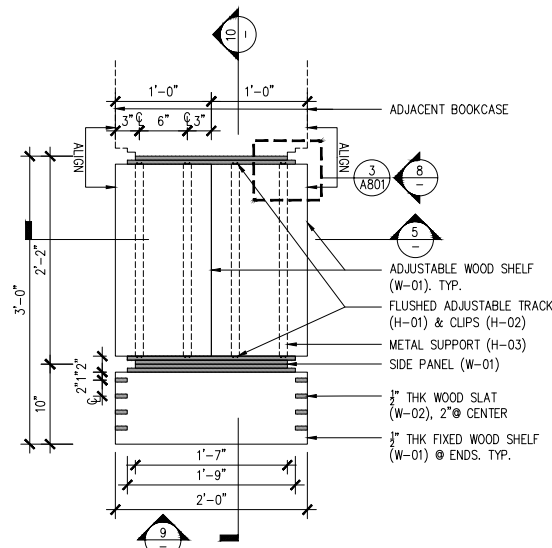
10 MW.04A SECTION A
1"=1'-0"



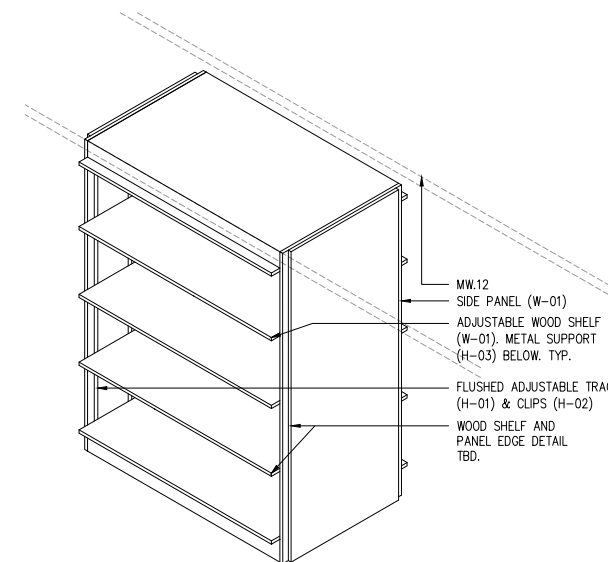
9 MW.04A ELEVATION B
1"=1'-0"



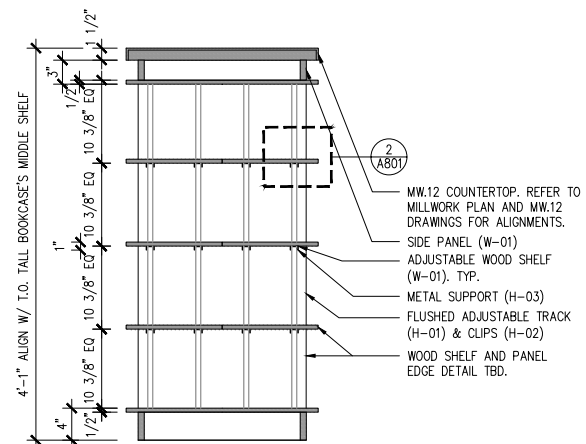
8 MW.04A ELEVATION A
1"=1'-0"



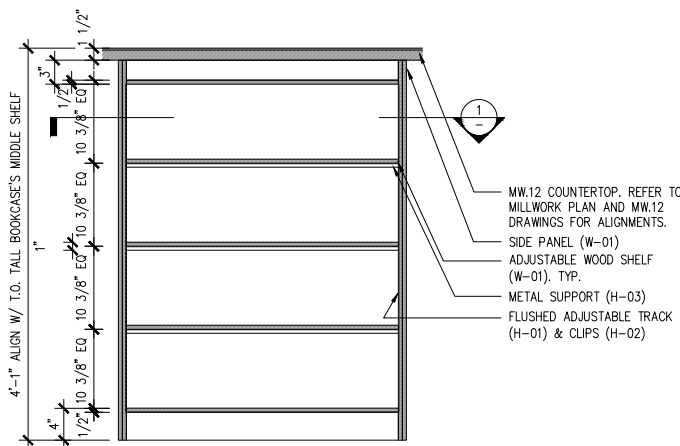
7 MW.04A PLAN
1"=1'-0"



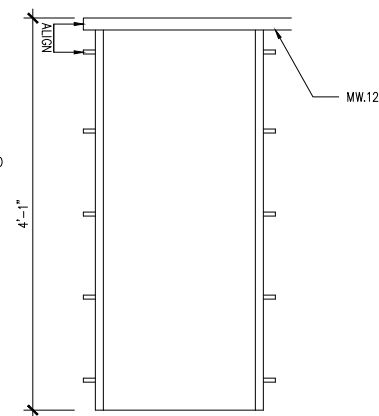
6 MW.03A AXON
1"=1'-0"



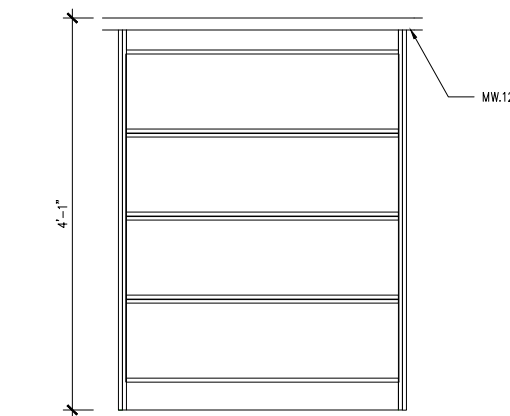
5 MW.03A SECTION B
1"=1'-0"



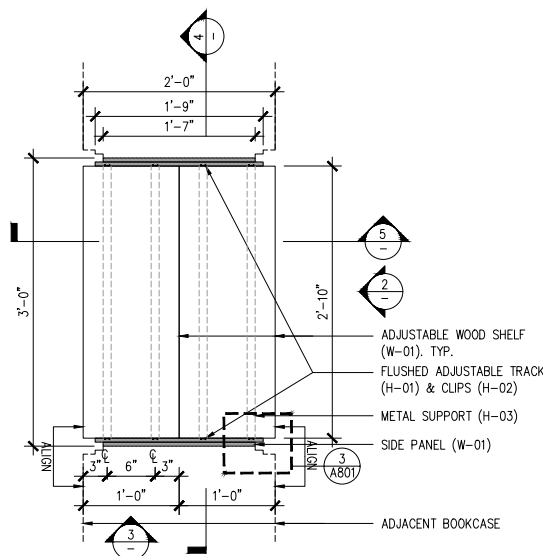
4 MW.03A SECTION A
1"=1'-0"



3 MW.03A ELEVATION B
1"=1'-0"



2 MW.03A ELEVATION A
1"=1'-0"



1 MW.03A PLAN
1"=1'-0"

NOTES

- REFER TO PROJECT SCHEDULES AND SPECIFICATIONS. DRAWINGS, SCHEDULES AND SPECIFICATIONS ARE COMPLEMENTARY.
- PROVIDE FINISH SAMPLES, SHOP DRAWINGS, AND MOCK UP FOR REVIEW AND APPROVAL.
- PROVIDE MILLWORK WARRANTY.
- PROVIDE HIDDEN ELECTRICAL WIRING FOR UNDER-SHELF LIGHTING & CIRCULATION DESK.
- CAULK AT ALL COUNTERS AS REQUIRED. COLOR MATCH CAULK.
- ALL BOOKCASE SHELVES ARE TO BE ADJUSTABLE UNLESS OTHERWISE NOTED. PROVIDE NUMBER OF SHELVES SHOWN IN ELEVATION AND SECTION.
- DRYBAR AND CLOSET CONSTRUCTION NOTES:
A. AW, CUSTOM GRADE, TYPE A, FLUSH OVERLAY
B. MECHANICAL FASTENERS TO BE #6 SCREW MINIMUM OR DOWEL @ AW SPACING
C. CASING JOINTS AT PANEL MEMBERS, STRETCHERS & BACKS TO BE DADOED, RABBETED OR FLOWED.
D. PROVIDE A CROSS STRETCHER BELOW TOP DRAWER AND BETWEEN DRAWERS IN DRAWER BANKS AS PER DRAWINGS
E. DRAWERS TO AW SPECIFICATIONS
- ALL INTERIOR PAINT AND OTHER COATINGS TO BE LOW OR NO VOC TYPE, BENJAMIN MOORE.
- HARDWARE:
A. PROVIDE MAGNETIC CATCH AT ALL CABINET DOORS.
B. ALL HINGES TO BE CONCEALED
- WHERE MILLWORK ALIGNS W/ PARTITIONS OR OTHER ARCHITECTURAL ELEMENTS, PLUS/MINUS DIMENSIONS ARE NOTED AND FIELD DIMENSIONS ARE TO BE VERIFIED FOR ALIGNMENT.
- PROVIDE CONCEALED HARDWARE FOR SECURING MILLWORK.

PAINT COLOR LEGEND

- P-02
- P-03
- P-04
- P-05
- P-06

MATERIAL LEGEND

- REFER TO SCHEDULES & SPECIFICATIONS.
- P-01: GRAY PAINT FOR CIRCULATION DESK & ACC
 - P-02: RED PAINT FOR SHELF
 - P-03: ORANGE PAINT FOR SHELF
 - P-04: LIGHT GREEN PAINT FOR SHELF
 - P-05: DARK GREEN PAINT FOR SHELF
 - P-06: BLUE PAINT FOR SHELF
 - W-01: PLYWOOD
 - W-02: SOLID WOOD
 - W-03: MILLED WOOD SIDE PANEL
 - C-01: SOLID SURFACING
 - S-01: LARGE FORMAT TILE - FLOOR & SIDE PANEL
 - S-02: LARGE FORMAT TILE - COUNTERTOP
 - H-01: BOOKCASE VERTICAL TRACK
 - H-02: BOOKCASE VERTICAL TRACK CLIP
 - H-03: BOOKCASE UNDER-SHELF SUPPORT
 - H-04: CLOSET TRACK
 - H-05: CLOSET BRACKET
 - H-06: WIRE TRAY
 - H-07: METAL TRANSITION
 - PL-01: PLANT

HALF SIZE SET

100% CD/BID SET - REV.1 DEC 03, 2021

100% CONSTRUCTION DOCUMENT/BID SET NOV 29, 2021

85% CONSTRUCTION DOCUMENT/BID SET NOV 22, 2021

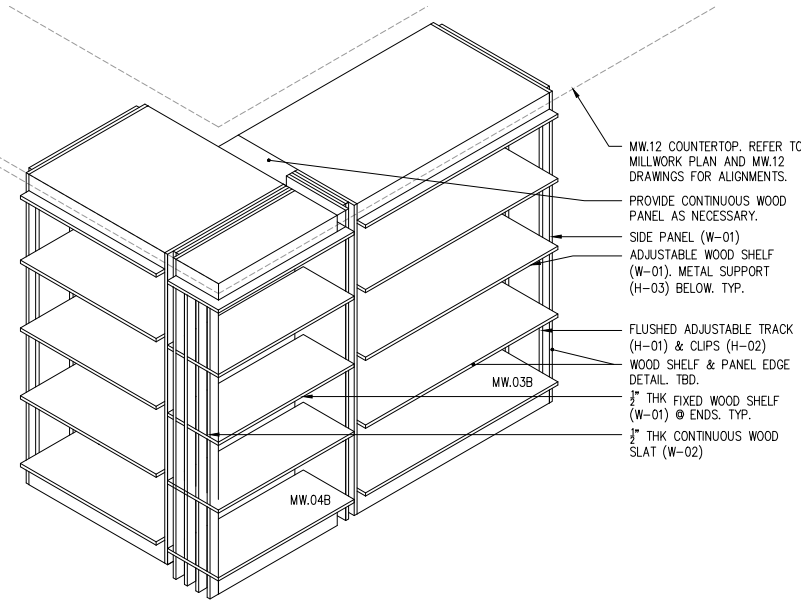
**MILLWORK MW.03B & 04B & 12
ENLARGED PLANS, ELEVATIONS,
AND SECTIONS**

A-806.00

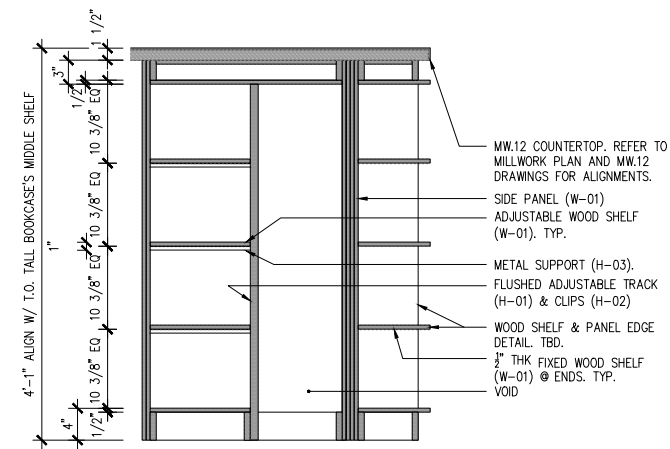
PROJECT #: 2117.K SCALE: AS NOTED

DATE: November 04, 2021 PAGE #:

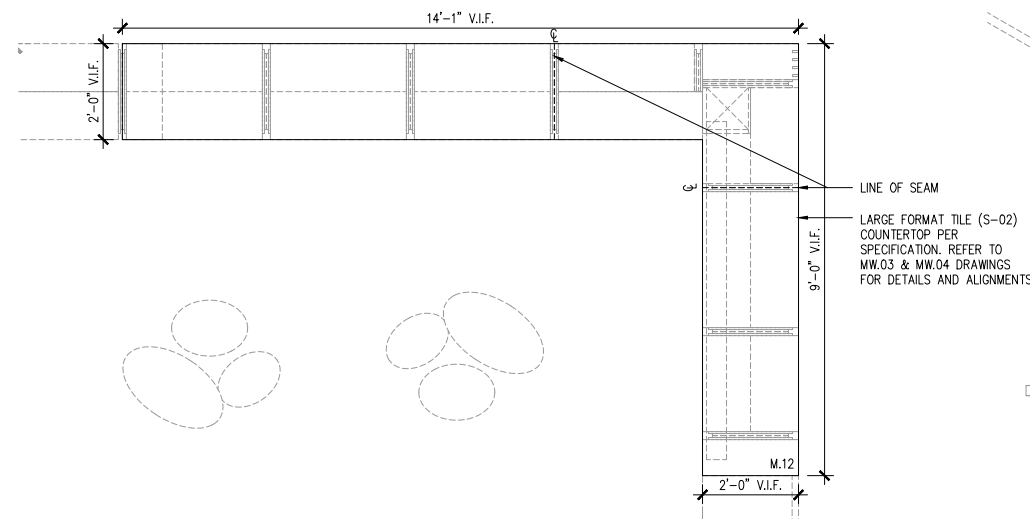
COPYRIGHT © PRAXES PLLC



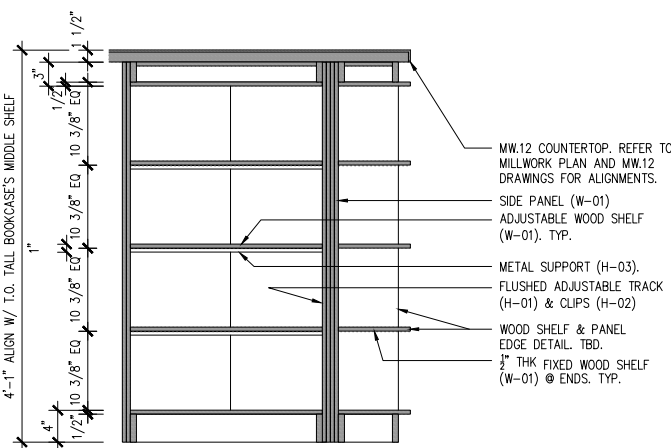
9 MW.03B & MW.04B AXON
1/2"=1'-0"



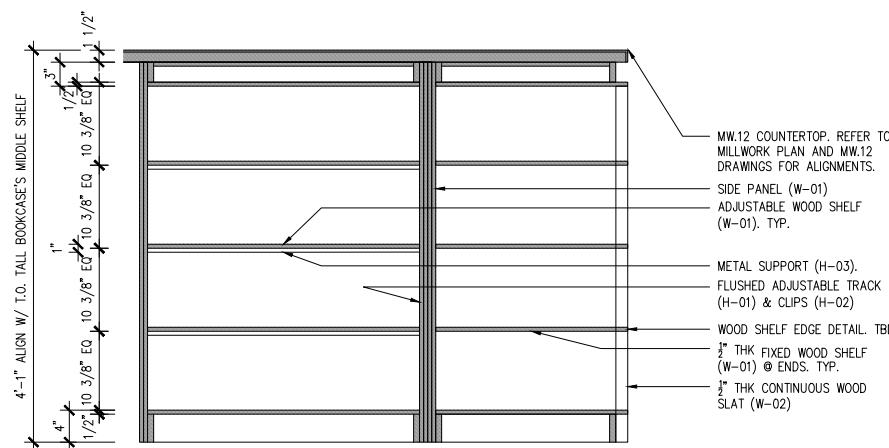
8 MW.03B & MW.04B SECTION C
1"=1'-0"



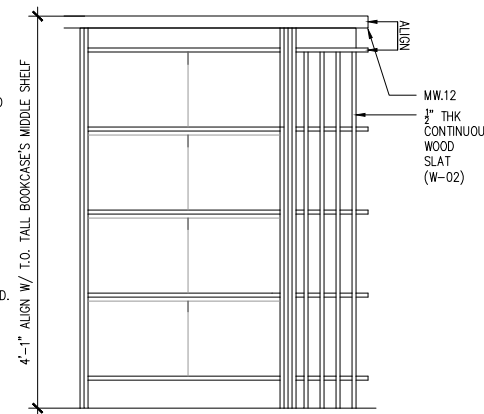
10 MW.12 PLAN
1/2"=1'-0"



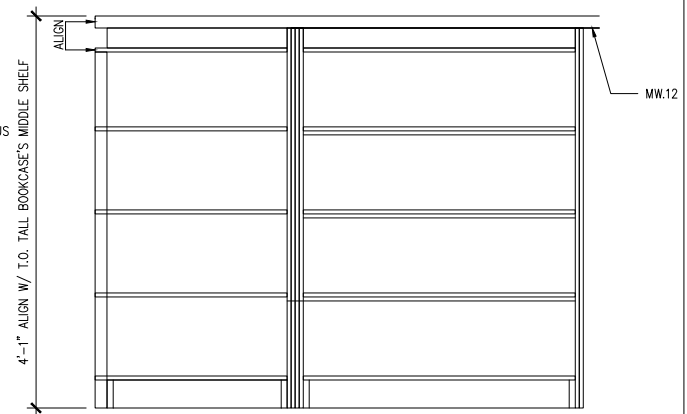
7 MW.03B & MW.04B SECTION B
1"=1'-0"



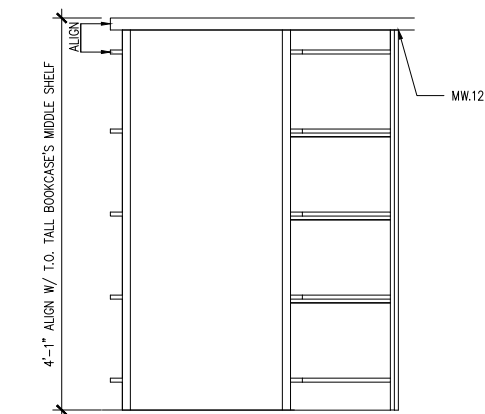
6 MW.03B & MW.04B SECTION A
1"=1'-0"



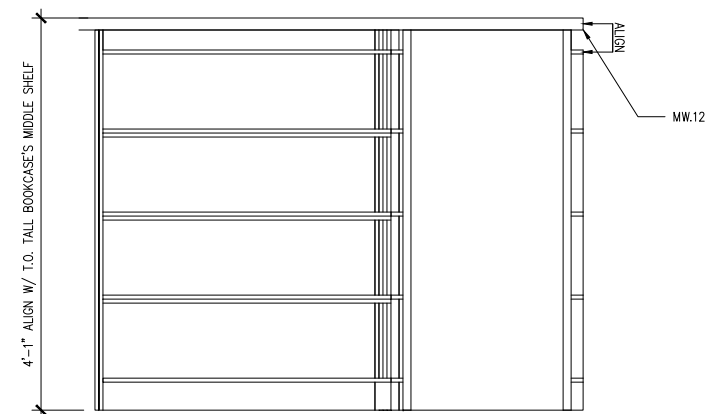
5 MW.03B & MW.04B ELEVATION D
1"=1'-0"



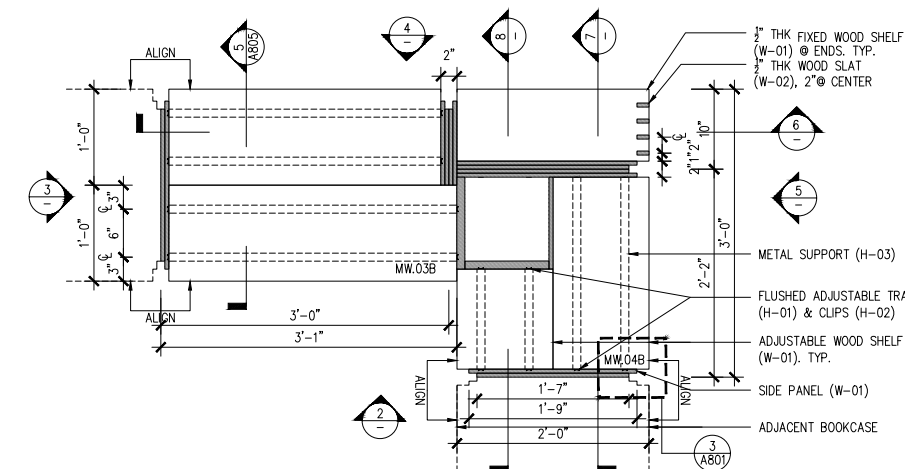
4 MW.03B & MW.04B ELEVATION C
1"=1'-0"



3 MW.03B & MW.04B ELEVATION B
1"=1'-0"



2 MW.03B & MW.04B ELEVATION A
1"=1'-0"



1 MW.03B & MW.04B PLAN
1"=1'-0"

NOTES

- REFER TO PROJECT SCHEDULES AND SPECIFICATIONS. DRAWINGS, SCHEDULES AND SPECIFICATIONS ARE COMPLIMENTARY.
- PROVIDE FINISH SAMPLES, SHOP DRAWINGS, AND MOCK UP FOR REVIEW AND APPROVAL.
- PROVIDE MILLWORK WARRANTY.
- PROVIDE HIDDEN ELECTRICAL WIRING FOR UNDER-SHELF LIGHTING & CIRCULATION DESK.
- CAULK AT ALL COUNTERS AS REQUIRED. COLOR MATCH CAULK.
- ALL BOOKCASE SHELVES ARE TO BE ADJUSTABLE UNLESS OTHERWISE NOTED. PROVIDE NUMBER OF SHELVES SHOWN IN ELEVATION AND SECTION.
- DRYBAR AND CLOSET CONSTRUCTION NOTES:
A. AWL, CUSTOM GRADE, TYPE A, FLUSH OVERLAY
B. MECHANICAL FASTENERS TO BE #6 SCREW MINIMUM OR DOWEL @ AWL SPACING
C. CASING JOINTS AT PANEL MEMBERS, STRETCHERS & BACKS TO BE DADOED, RABBETED OR FLOWED.
D. PROVIDE A CROSS STRETCHER BELOW TOP DRAWER AND BETWEEN DRAWERS IN DRAWER BANKS AS PER DRAWINGS
E. DRAWERS TO AWL SPECIFICATIONS
- ALL INTERIOR PAINT AND OTHER COATINGS TO BE LOW OR NO VOC TYPE, BENJAMIN MOORE.
- HARDWARE:
A. PROVIDE MAGNETIC CATCH AT ALL CABINET DOORS.
B. ALL HINGES TO BE CONCEALED
9. WHERE MILLWORK ALIGNS W/ PARTITIONS OR OTHER ARCHITECTURAL ELEMENTS, PLUS/MINUS DIMENSIONS ARE NOTED AND FIELD DIMENSIONS ARE TO BE VERIFIED FOR ALIGNMENT.
- PROVIDE CONCEALED HARDWARE FOR SECURING MILLWORK.

PAINT COLOR LEGEND

- P-02
- P-03
- P-04
- P-05
- P-06

MATERIAL LEGEND

- REFER TO SCHEDULES & SPECIFICATIONS.
- P-01: GRAY PAINT FOR CIRCULATION DESK & ACC
 - P-02: RED PAINT FOR SHELF
 - P-03: ORANGE PAINT FOR SHELF
 - P-04: LIGHT GREEN PAINT FOR SHELF
 - P-05: DARK GREEN PAINT FOR SHELF
 - P-06: BLUE PAINT FOR SHELF

- W-01: PLYWOOD
- W-02: SOLID WOOD
- W-03: MILLED WOOD SIDE PANEL

- C-01: SOLID SURFACING

- S-01: LARGE FORMAT TILE - FLOOR & SIDE PANEL
- S-02: LARGE FORMAT TILE - COUNTERTOP

- H-01: BOOKCASE VERTICAL TRACK
- H-02: BOOKCASE VERTICAL TRACK CLIP
- H-03: BOOKCASE UNDER-SHELF SUPPORT
- H-04: CLOSET TRACK
- H-05: CLOSET BRACKET
- H-06: WIRE TRAY
- H-07: METAL TRANSITION

- PL-01: PLANT

HALF SIZE SET

100% CD/BID SET - REV.1 DEC 03, 2021

100% CONSTRUCTION DOCUMENT/BID SET NOV 29, 2021

85% CONSTRUCTION DOCUMENT/BID SET NOV 22, 2021

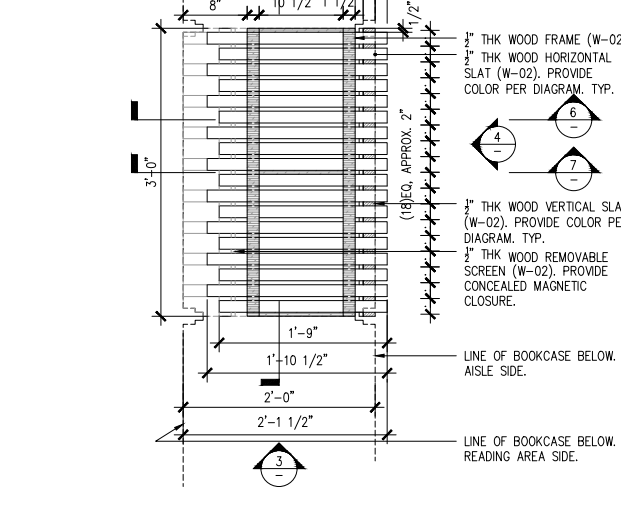
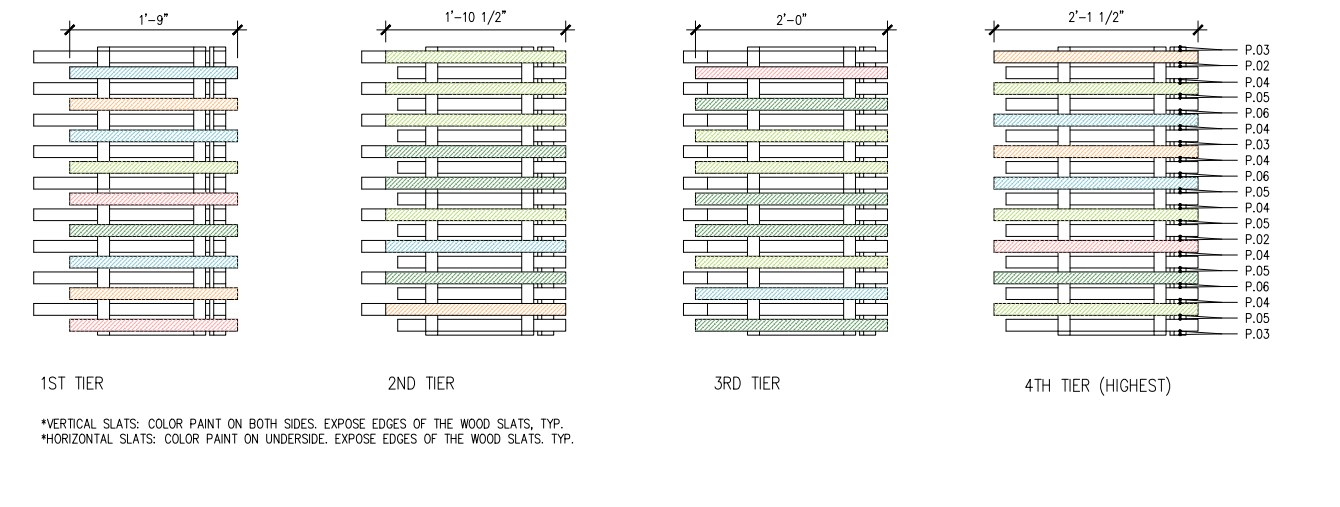
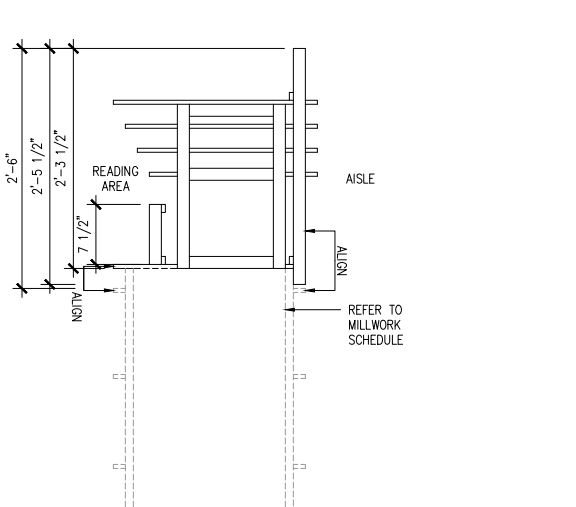
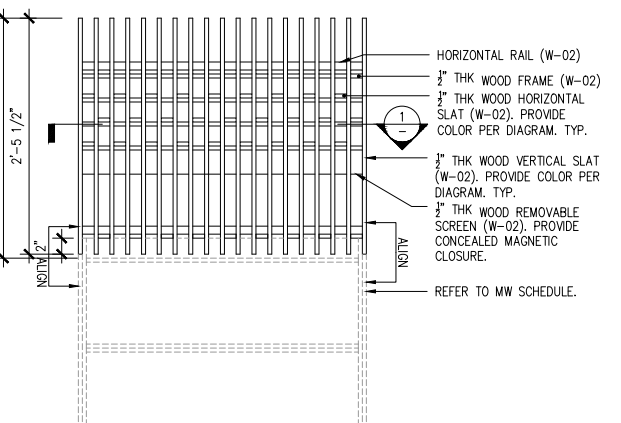
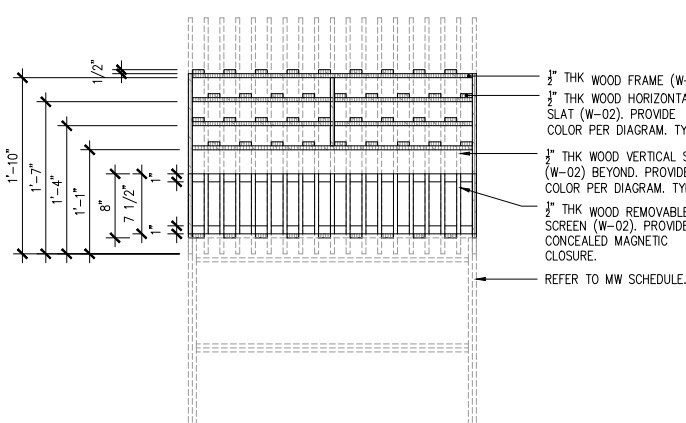
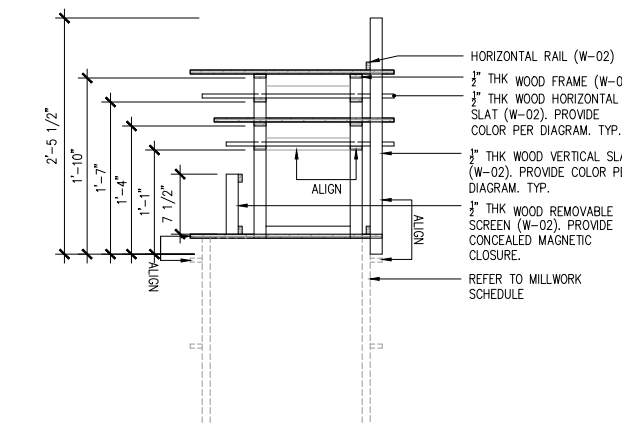
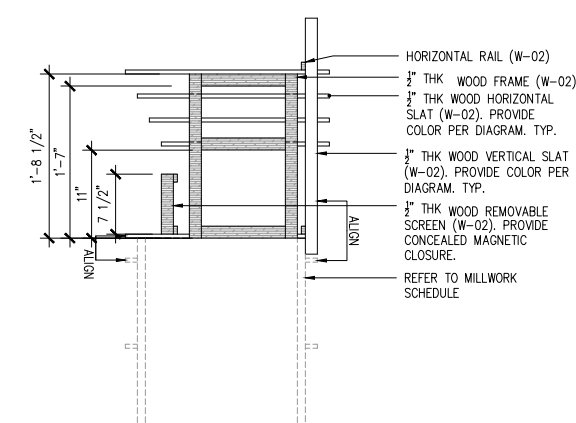
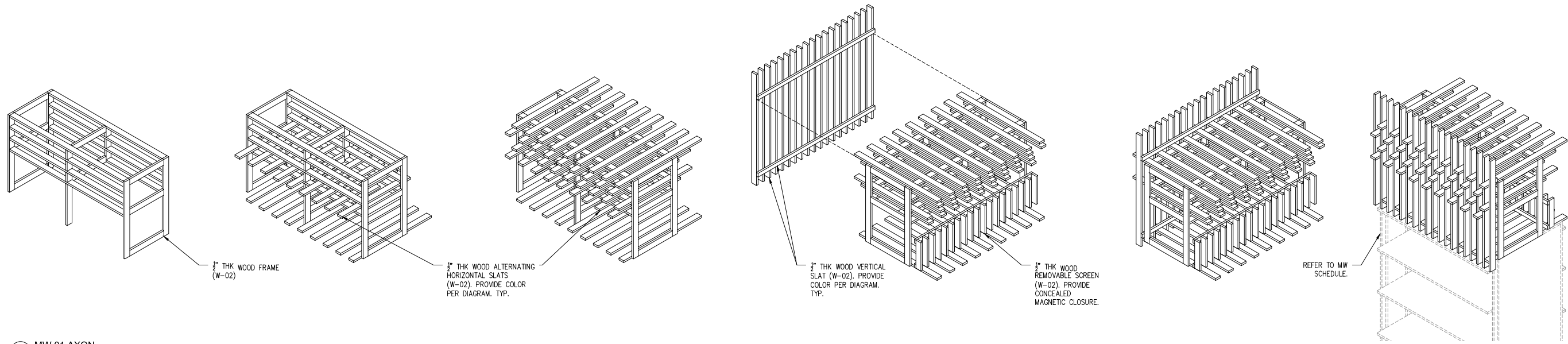
MILLWORK MW.05A ENLARGED PLANS, ELEVATIONS, AND SECTIONS

A-807.00

PROJECT #: 2117.K SCALE: AS NOTED

DATE: November 04, 2021 PAGE #:

COPYRIGHT @ PRAXES PLLC



NYKC LIBRARY

122 EAST 32ND STREET
NEW YORK, NY 10016

CLIENT:
KOREAN CULTURAL CENTER NY

460 PARK AVE, #601, NEW YORK, NY 10022
T:212-758-8550

DESIGN ARCHITECT:
PRAXES PLLC

325 CLINTON AVE, #4A, BROOKLYN, NY 11205
T:646.580.5326 E:praxes@praxes-ny.com

NOTES

- REFER TO PROJECT SCHEDULES AND SPECIFICATIONS. DRAWINGS, SCHEDULES AND SPECIFICATIONS ARE COMPLIMENTARY.
- PROVIDE FINISH SAMPLES, SHOP DRAWINGS, AND MOCK UP FOR REVIEW AND APPROVAL.
- PROVIDE MILLWORK WARRANTY.
- PROVIDE HIDDEN ELECTRICAL WIRING FOR UNDER-SHELF LIGHTING @ CIRCULATION DESK.
- CAULK AT ALL COUNTERS AS REQUIRED. COLOR MATCH CAULK.
- ALL BOOKCASE SHELVES ARE TO BE ADJUSTABLE UNLESS OTHERWISE NOTED. PROVIDE NUMBER OF SHELVES SHOWN IN ELEVATION AND SECTION.
- DRYBAR AND CLOSET CONSTRUCTION NOTES:
A. AWI, CUSTOM GRADE, TYPE A, FLUSH OVERLAY
B. MECHANICAL FASTENERS TO BE #6 SCREW MINIMUM OR DOWEL @ AWI SPACING
C. CASING JOINTS AT PANEL MEMBERS, STRETCHERS & BACKS TO BE DADOED, RABBETED OR FLOEDED.
D. PROVIDE A CROSS STRETCHER BELOW TOP DRAWER AND BETWEEN DRAWERS IN DRAWER BANKS AS PER DRAWINGS
E. DRAWERS TO AWI SPECIFICATIONS
- ALL INTERIOR PAINT AND OTHER COATINGS TO BE LOW OR NO VOC TYPE, BENJAMIN MOORE.
- HARDWARE:
A. PROVIDE CONCEALED MAGNETIC CATCH AT ALL CABINET DOORS.
B. ALL HINGES TO BE CONCEALED
- WHERE MILLWORK ALIGNS W/ PARTITIONS OR OTHER ARCHITECTURAL ELEMENTS, PLUS/MINUS DIMENSIONS ARE NOTED AND FIELD DIMENSIONS ARE TO BE VERIFIED FOR ALIGNMENT.
- PROVIDE CONCEALED HARDWARE FOR SECURING MILLWORK.

PAINT COLOR LEGEND

	P-02
	P-03
	P-04
	P-05
	P-06

MATERIAL LEGEND

REFER TO SCHEDULES & SPECIFICATIONS.

P-01:	GRAY PAINT FOR CIRCULATION DESK & ACC
P-02:	RED PAINT FOR SHELF
P-03:	ORANGE PAINT FOR SHELF
P-04:	LIGHT GREEN PAINT FOR SHELF
P-05:	DARK GREEN PAINT FOR SHELF
P-06:	BLUE PAINT FOR SHELF

W-01:	PLYWOOD
W-02:	SOLID WOOD
W-03:	MILLED WOOD SIDE PANEL

C-01:	SOLID SURFACING
-------	-----------------

S-01:	LARGE FORMAT TILE - FLOOR & SIDE PANEL
S-02:	LARGE FORMAT TILE - COUNTERTOP

H-01:	BOOKCASE VERTICAL TRACK
H-02:	BOOKCASE VERTICAL TRACK CLIP
H-03:	BOOKCASE UNDER-SHELF SUPPORT
H-04:	CLOSET TRACK
H-05:	CLOSET BRACKET
H-06:	WIRE TRAY
H-07:	METAL TRANSITION

PL-01:	PLANT
--------	-------

HALF SIZE SET

100% CD/BID SET - REV.1 DEC 03, 2021

100% CONSTRUCTION DOCUMENT/BID SET NOV 29, 2021

85% CONSTRUCTION DOCUMENT/BID SET NOV 22, 2021

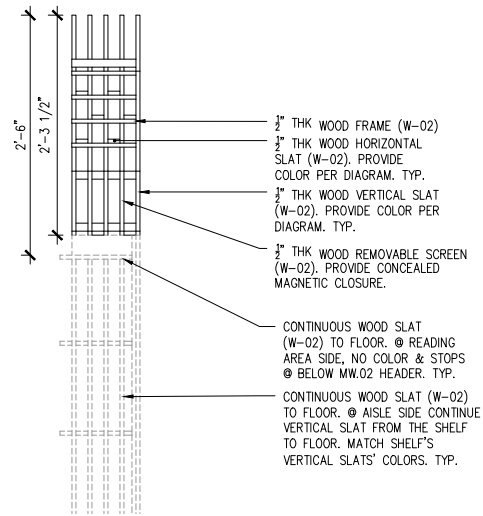
**MILLWORK MW.05B & 05C & 05D
ENLARGED PLANS, ELEVATIONS,
AND SECTIONS**

A-808.00

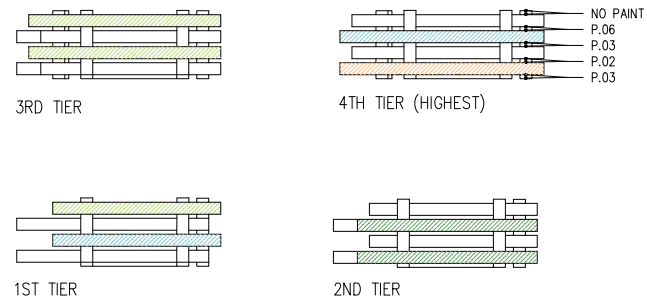
PROJECT #: 2117.K SCALE: AS NOTED

DATE: November 04, 2021 PAGE #:

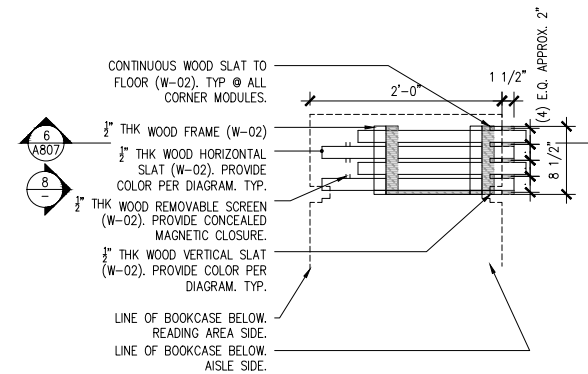
COPYRIGHT @ PRAXES PLLC



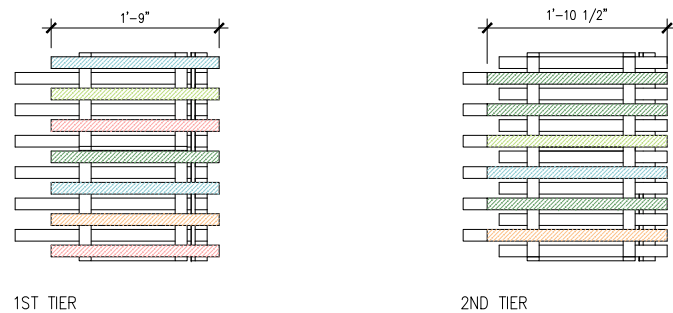
8 MW.05D ELEVATION A
1"=1'-0"



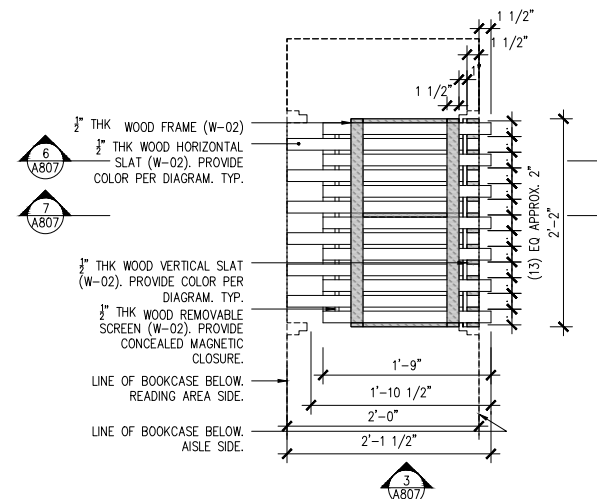
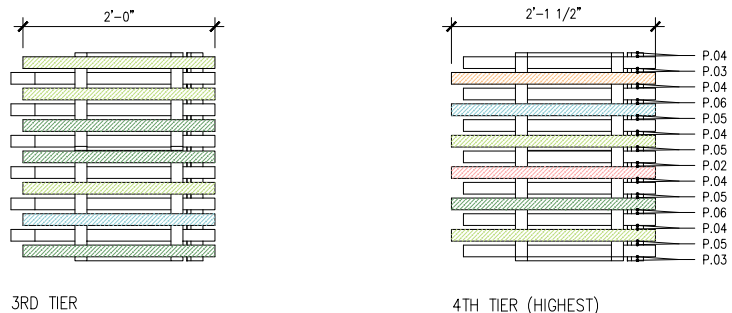
7 MW.05D COLOR DIAGRAM
1"=1'-0"



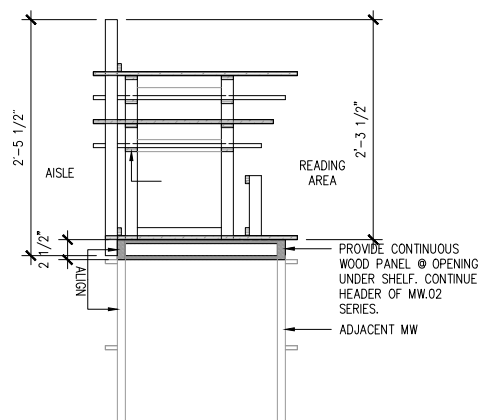
6 MW.05D PLAN
1"=1'-0"



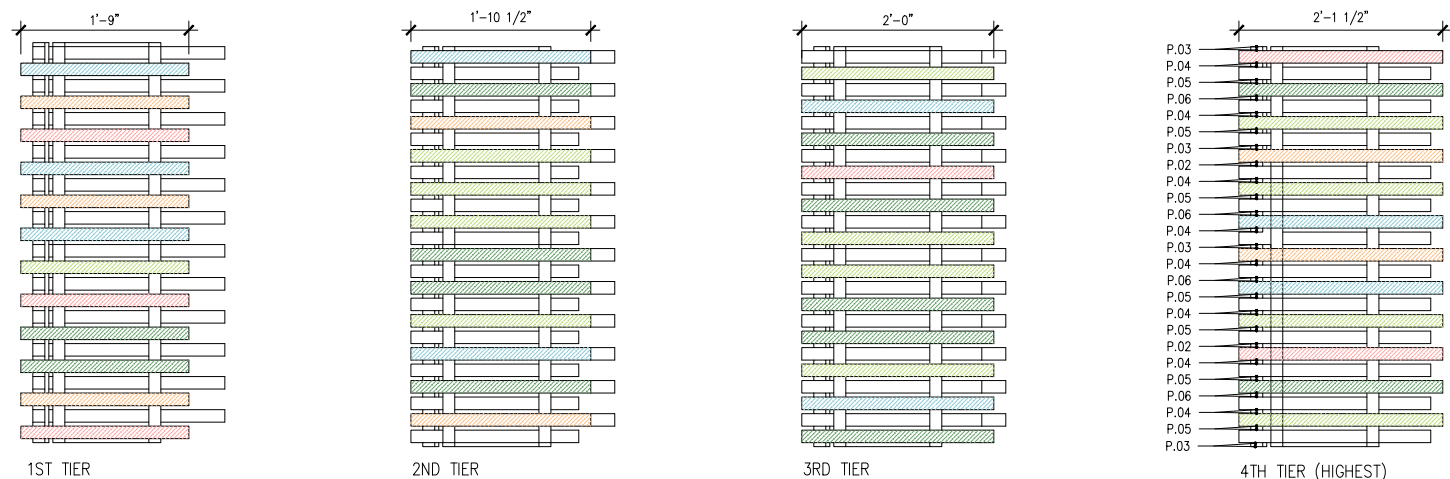
5 MW.05C COLOR DIAGRAM
1"=1'-0"



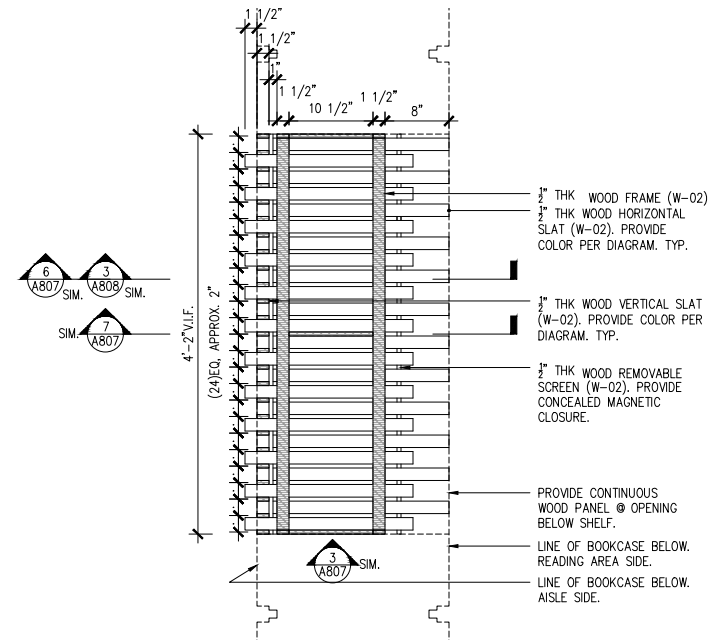
4 MW.05C PLAN
1"=1'-0"



3 MW.05B COLOR DIAGRAM
1"=1'-0"



2 MW.05B COLOR DIAGRAM
1"=1'-0"



1 MW.05B PLAN
1"=1'-0"

*VERTICAL SLATS: COLOR PAINT ON BOTH SIDES. EXPOSE EDGES OF THE WOOD SLATS, TYP.
*HORIZONTAL SLATS: COLOR PAINT ON UNDERSIDE. EXPOSE EDGES OF THE WOOD SLATS, TYP.

*VERTICAL SLATS: COLOR PAINT ON BOTH SIDES. EXPOSE EDGES OF THE WOOD SLATS, TYP.
*HORIZONTAL SLATS: COLOR PAINT ON UNDERSIDE. EXPOSE EDGES OF THE WOOD SLATS, TYP.

LINE OF BOOKCASE BELOW READING AREA SIDE.
LINE OF BOOKCASE BELOW AISLE SIDE.

LINE OF BOOKCASE BELOW READING AREA SIDE.
LINE OF BOOKCASE BELOW AISLE SIDE.

PROVIDE CONTINUOUS WOOD PANEL @ OPENING BELOW SHELF.
LINE OF BOOKCASE BELOW READING AREA SIDE.
LINE OF BOOKCASE BELOW AISLE SIDE.

NYKC LIBRARY

122 EAST 32ND STREET
NEW YORK, NY 10016

CLIENT:
KOREAN CULTURAL CENTER NY
460 PARK AVE, #601, NEW YORK, NY 10022
T:212-759-8550

DESIGN ARCHITECT:
PRAXES PLLC
325 CLINTON AVE, #4A, BROOKLYN, NY 11205
T:646.580.5326 E:praxes@praxes-ny.com

NOTES

- REFER TO PROJECT SCHEDULES AND SPECIFICATIONS. DRAWINGS, SCHEDULES AND SPECIFICATIONS ARE COMPLIMENTARY.
- PROVIDE FINISH SAMPLES, SHOP DRAWINGS, AND MOCK UP FOR REVIEW AND APPROVAL.
- PROVIDE MILLWORK WARRANTY.
- PROVIDE HIDDEN ELECTRICAL WIRING FOR UNDER-SHELF LIGHTING & CIRCULATION DESK.
- CAULK AT ALL COUNTERS AS REQUIRED. COLOR MATCH CAULK.
- ALL BOOKCASE SHELVES ARE TO BE ADJUSTABLE UNLESS OTHERWISE NOTED. PROVIDE NUMBER OF SHELVES SHOWN IN ELEVATION AND SECTION.
- DRYBAR AND CLOSET CONSTRUCTION NOTES:
A. AWI, CUSTOM GRADE, TYPE A, FLUSH OVERLAY
B. MECHANICAL FASTENERS TO BE #6 SCREW MINIMUM OR DOWEL @ AWI SPACING
C. CASING JOINTS AT PANEL MEMBERS, STRETCHERS & BACKS TO BE DADOED, RABBETED OR FLOWED.
D. PROVIDE A CROSS STRETCHER BELOW TOP DRAWER AND BETWEEN DRAWERS IN DRAWER BANKS AS PER DRAWINGS
E. DRAWERS TO AWI SPECIFICATIONS
- ALL INTERIOR PAINT AND OTHER COATINGS TO BE LOW OR NO VOC TYPE, BENJAMIN MOORE.
- HARDWARE:
A. PROVIDE MAGNETIC CATCH AT ALL CABINET DOORS.
B. ALL HINGES TO BE CONCEALED
- WHERE MILLWORK ALIGNS W/ PARTITIONS OR OTHER ARCHITECTURAL ELEMENTS, PLUS/MINUS DIMENSIONS ARE NOTED AND FIELD DIMENSIONS ARE TO BE VERIFIED FOR ALIGNMENT.
- PROVIDE CONCEALED HARDWARE FOR SECURING MILLWORK.

PAINT COLOR LEGEND

	P-02
	P-03
	P-04
	P-05
	P-06

MATERIAL LEGEND

REFER TO SCHEDULES & SPECIFICATIONS.

P-01: GRAY PAINT FOR CIRCULATION DESK & ACC
P-02: RED PAINT FOR SHELF
P-03: ORANGE PAINT FOR SHELF
P-04: LIGHT GREEN PAINT FOR SHELF
P-05: DARK GREEN PAINT FOR SHELF
P-06: BLUE PAINT FOR SHELF

W-01: PLYWOOD
W-02: SOLID WOOD
W-03: MILLED WOOD SIDE PANEL

C-01: SOLID SURFACING

S-01: LARGE FORMAT TILE - FLOOR & SIDE PANEL
S-02: LARGE FORMAT TILE - COUNTERTOP

H-01: BOOKCASE VERTICAL TRACK
H-02: BOOKCASE VERTICAL TRACK CLIP
H-03: BOOKCASE UNDER-SHELF SUPPORT
H-04: CLOSET TRACK
H-05: CLOSET BRACKET
H-06: WIRE TRAY
H-07: METAL TRANSITION

PL-01: PLANT

HALF SIZE SET

100% CD/BID SET - REV.1 DEC 03, 2021

100% CONSTRUCTION DOCUMENT/BID SET NOV 29, 2021

85% CONSTRUCTION DOCUMENT/BID SET NOV 22, 2021

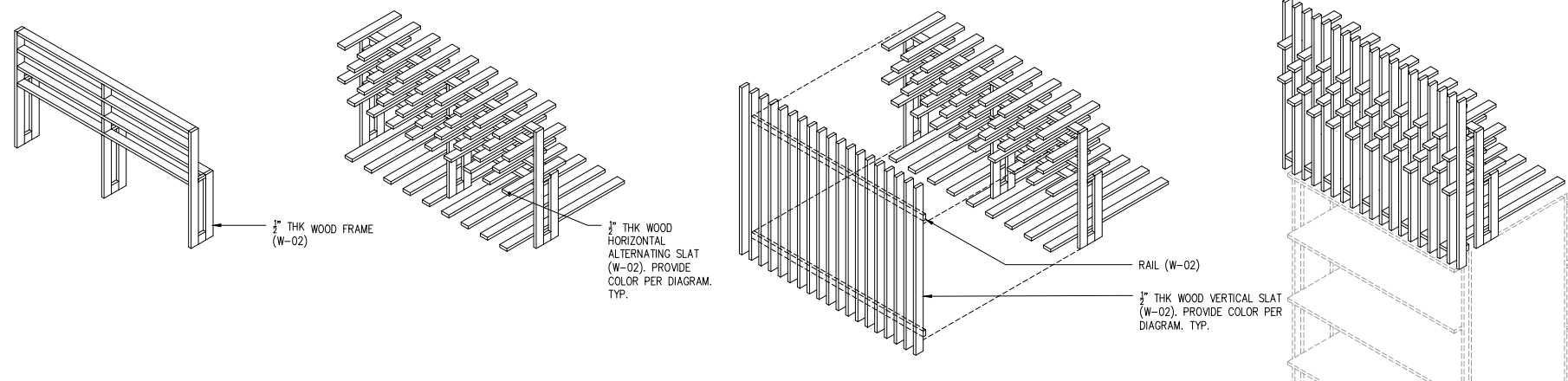
MILLWORK MW.06A ENLARGED PLANS, ELEVATIONS, AND SECTIONS

A-809.00

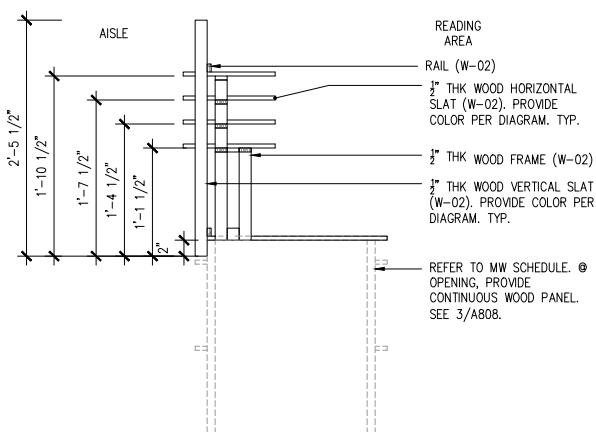
PROJECT #: 2117.K SCALE: AS NOTED

DATE: November 04, 2021 PAGE #:

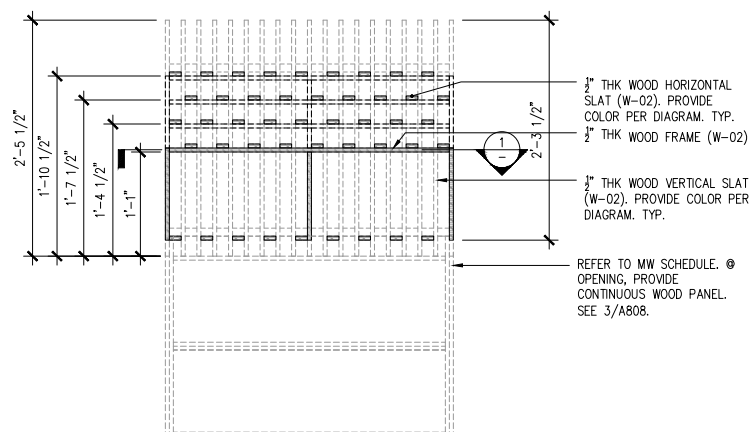
COPYRIGHT @ PRAXES PLLC



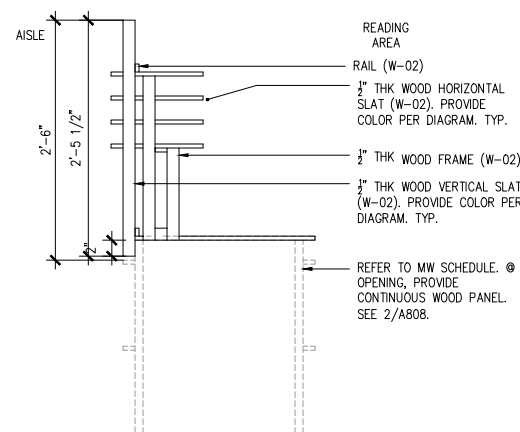
7 MW.06A AXON
1"=1'-0"



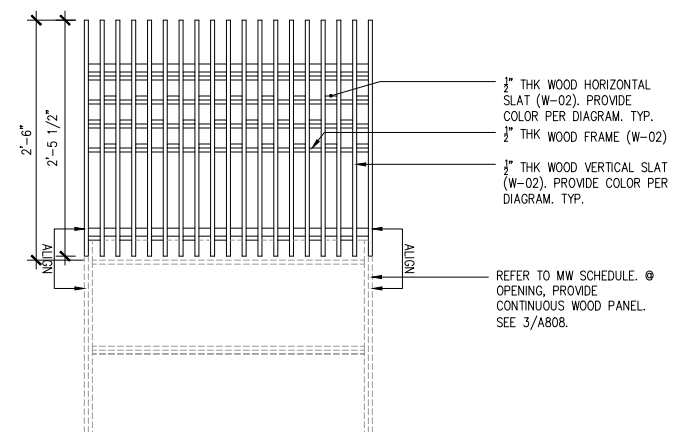
6 MW.06A SECTION B
1"=1'-0"



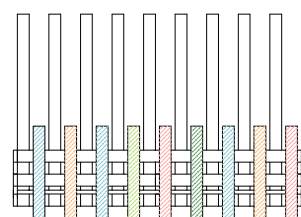
5 MW.06A SECTION A
1"=1'-0"



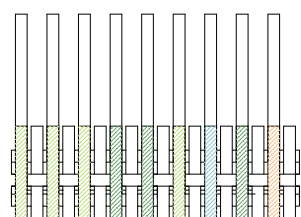
4 MW.06A ELEVATION B
1"=1'-0"



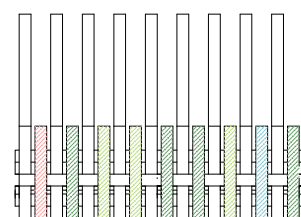
3 MW.06A ELEVATION A
1"=1'-0"



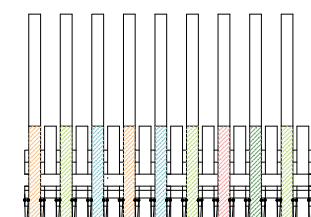
1ST TIER



2ND TIER



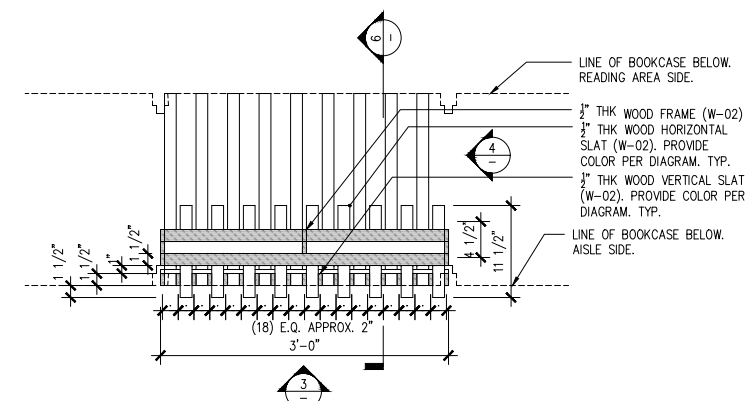
3RD TIER



4TH TIER (HIGHEST)

*VERTICAL SLATS: COLOR PAINT ON BOTH SIDES. EXPOSE EDGES OF THE WOOD SLATS, TYP.
*HORIZONTAL SLATS: COLOR PAINT ON UNDERSIDE. EXPOSE EDGES OF THE WOOD SLATS, TYP.

2 MW.06A COLOR DIAGRAM
1"=1'-0"



1 MW.06A PLAN
1"=1'-0"

NYKC LIBRARY

122 EAST 32ND STREET
NEW YORK, NY 10016

CLIENT:
KOREAN CULTURAL CENTER NY
460 PARK AVE, #601, NEW YORK, NY 10022
T:212-758-8550

DESIGN ARCHITECT:
PRAXES PLLC
325 CLINTON AVE, #4A, BROOKLYN, NY 11205
T:646.580.5326 E:praxes@praxes-ny.com

NOTES

- REFER TO PROJECT SCHEDULES AND SPECIFICATIONS. DRAWINGS, SCHEDULES AND SPECIFICATIONS ARE COMPLIMENTARY.
- PROVIDE FINISH SAMPLES, SHOP DRAWINGS, AND MOCK UP FOR REVIEW AND APPROVAL.
- PROVIDE MILLWORK WARRANTY.
- PROVIDE HIDDEN ELECTRICAL WIRING FOR UNDER-SHELF LIGHTING @ CIRCULATION DESK.
- CAULK AT ALL COUNTERS AS REQUIRED. COLOR MATCH CAULK.
- ALL BOOKCASE SHELVES ARE TO BE ADJUSTABLE UNLESS OTHERWISE NOTED. PROVIDE NUMBER OF SHELVES SHOWN IN ELEVATION AND SECTION.
- DRYBAR AND CLOSET CONSTRUCTION NOTES:
A. AWI, CUSTOM GRADE, TYPE A, FLUSH OVERLAY
B. MECHANICAL FASTENERS TO BE #6 SCREW MINIMUM OR DOWEL @ AWI SPACING
C. CASING JOINTS AT PANEL MEMBERS, STRETCHERS & BACKS TO BE DADOED, RABBETED OR FLOWED.
D. PROVIDE A CROSS STRETCHER BELOW TOP DRAWER AND BETWEEN DRAWERS IN DRAWER BANKS AS PER DRAWINGS
E. DRAWERS TO AWI SPECIFICATIONS
- ALL INTERIOR PAINT AND OTHER COATINGS TO BE LOW OR NO VOC TYPE, BENJAMIN MOORE.
- HARDWARE:
A. PROVIDE MAGNETIC CATCH AT ALL CABINET DOORS.
B. ALL HINGES TO BE CONCEALED
- WHERE MILLWORK ALIGNS W/ PARTITIONS OR OTHER ARCHITECTURAL ELEMENTS, PLUS/MINUS DIMENSIONS ARE NOTED AND FIELD DIMENSIONS ARE TO BE VERIFIED FOR ALIGNMENT.
- PROVIDE CONCEALED HARDWARE FOR SECURING MILLWORK.

PAINT COLOR LEGEND

- P-02
- P-03
- P-04
- P-05
- P-06

MATERIAL LEGEND

REFER TO SCHEDULES & SPECIFICATIONS.

- P-01: GRAY PAINT FOR CIRCULATION DESK & ACC
- P-02: RED PAINT FOR SHELF
- P-03: ORANGE PAINT FOR SHELF
- P-04: LIGHT GREEN PAINT FOR SHELF
- P-05: DARK GREEN PAINT FOR SHELF
- P-06: BLUE PAINT FOR SHELF

- W-01: PLYWOOD
- W-02: SOLID WOOD
- W-03: MILLED WOOD SIDE PANEL

- C-01: SOLID SURFACING

- S-01: LARGE FORMAT TILE - FLOOR & SIDE PANEL
- S-02: LARGE FORMAT TILE - COUNTERTOP

- H-01: BOOKCASE VERTICAL TRACK
- H-02: BOOKCASE VERTICAL TRACK CLIP
- H-03: BOOKCASE UNDER-SHELF SUPPORT
- H-04: CLOSET TRACK
- H-05: CLOSET BRACKET
- H-06: WIRE TRAY
- H-07: METAL TRANSITION

- PL-01: PLANT

HALF SIZE SET

100% CD/BID SET - REV.1 DEC 03, 2021

100% CONSTRUCTION DOCUMENT/BID SET NOV 29, 2021

85% CONSTRUCTION DOCUMENT/BID SET NOV 22, 2021

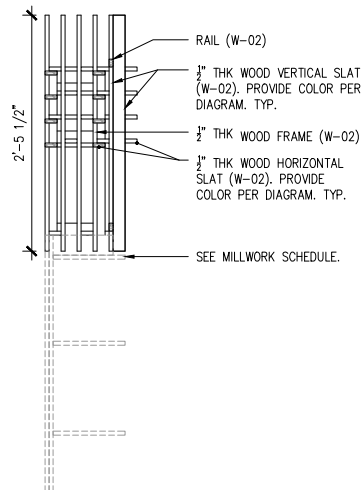
MILLWORK MW.06B & MW.07 ENLARGED PLANS, ELEVATIONS, AND SECTIONS

A-810.00

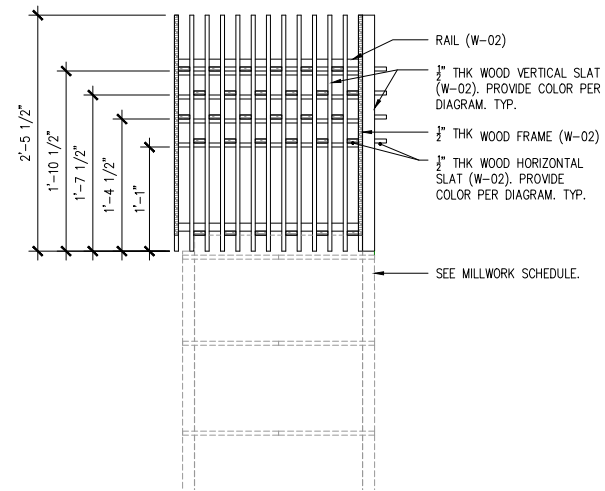
PROJECT #: 2117.K SCALE: AS NOTED

DATE: November 04, 2021 PAGE #:

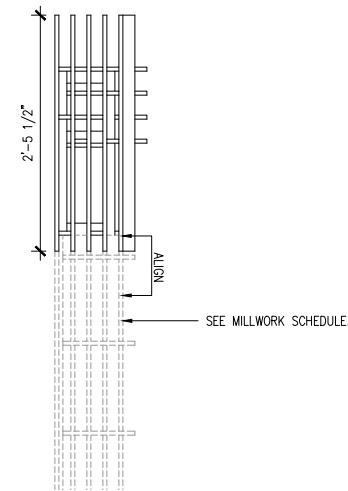
COPYRIGHT @ PRAXES PLLC



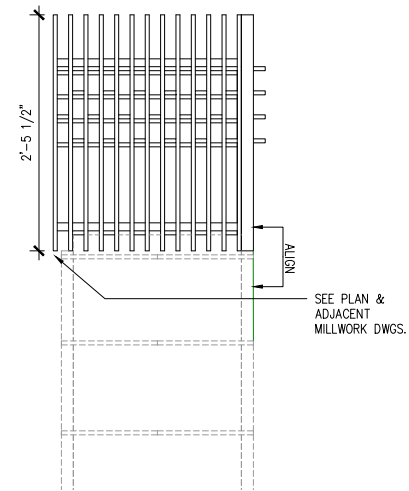
9 MW.07 SECTION B
1"=1'-0"



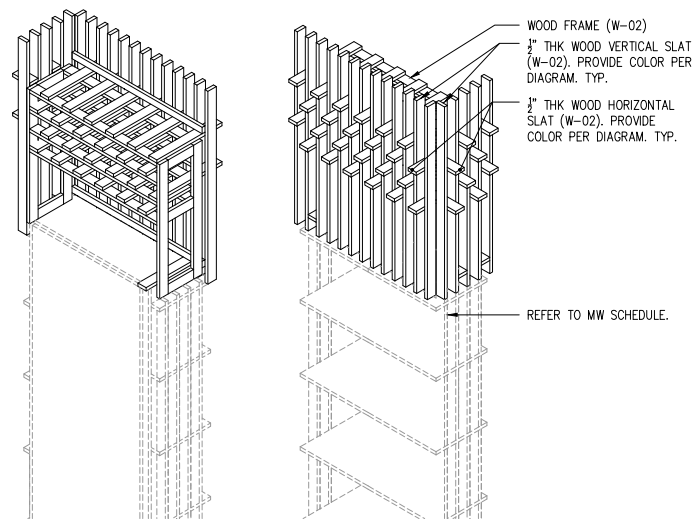
8 MW.07 SECTION A
1"=1'-0"



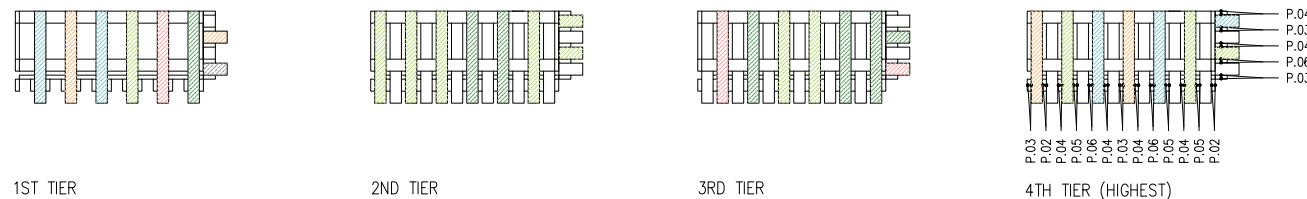
7 MW.07 ELEVATION B
1"=1'-0"



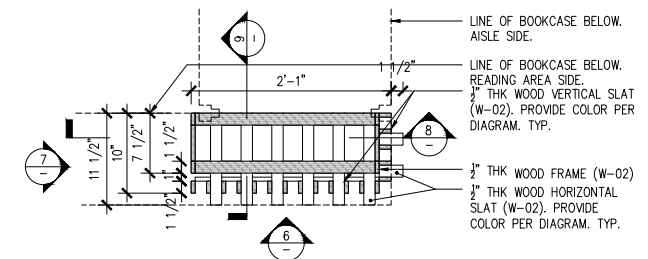
6 MW.07 ELEVATION A
1"=1'-0"



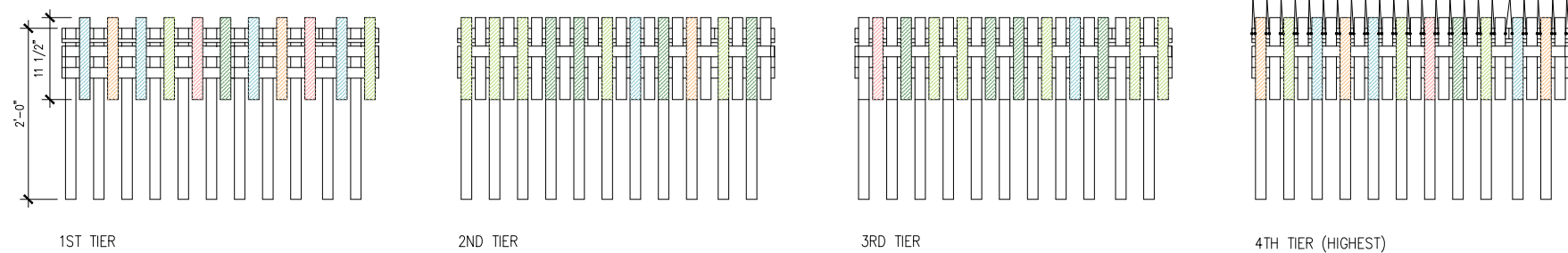
5 MW.07 AXON
NTS



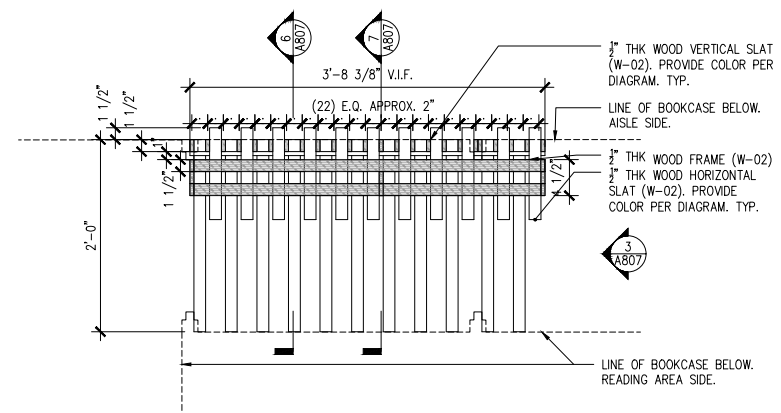
4 MW.07 COLOR DIAGRAM
1"=1'-0"



3 MW.07 PLAN
1"=1'-0"



2 MW.06B COLOR DIAGRAM
1"=1'-0"



1 MW.06B PLAN
1"=1'-0"

CLIENT:
KOREAN CULTURAL CENTER NY

460 PARK AVE, #601, NEW YORK, NY 10022
T:212-758-8550

DESIGN ARCHITECT:
PRAXES PLLC

325 CLINTON AVE, #4A, BROOKLYN, NY 11205
T:646.580.5326 E:praxes@praxes-ny.com

NOTES

- REFER TO PROJECT SCHEDULES AND SPECIFICATIONS. DRAWINGS, SCHEDULES AND SPECIFICATIONS ARE COMPLIMENTARY.
- PROVIDE FINISH SAMPLES, SHOP DRAWINGS, AND MOCK UP FOR REVIEW AND APPROVAL.
- PROVIDE MILLWORK WARRANTY.
- PROVIDE HIDDEN ELECTRICAL WIRING FOR UNDER-SHELF LIGHTING & CIRCULATION DESK.
- CAULK AT ALL COUNTERS AS REQUIRED. COLOR MATCH CAULK.
- ALL BOOKCASE SHELVES ARE TO BE ADJUSTABLE UNLESS OTHERWISE NOTED. PROVIDE NUMBER OF SHELVES SHOWN IN ELEVATION AND SECTION.
- DRYBAR AND CLOSET CONSTRUCTION NOTES:
A. AWI, CUSTOM GRADE, TYPE A, FLUSH OVERLAY
B. MECHANICAL FASTENERS TO BE #6 SCREW MINIMUM OR DOWEL @ AWI SPACING
C. CASING JOINTS AT PANEL MEMBERS, STRETCHERS & BACKS TO BE DADOED, RABBETED OR FLOWED.
D. PROVIDE A CROSS STRETCHER BELOW TOP DRAWER AND BETWEEN DRAWERS IN DRAWER BANKS AS PER DRAWINGS
E. DRAWERS TO AWI SPECIFICATIONS
- ALL INTERIOR PAINT AND OTHER COATINGS TO BE LOW OR NO VOC TYPE, BENJAMIN MOORE.
- HARDWARE:
A. PROVIDE MAGNETIC CATCH AT ALL CABINET DOORS.
B. ALL HINGES TO BE CONCEALED
- WHERE MILLWORK ALIGNS W/ PARTITIONS OR OTHER ARCHITECTURAL ELEMENTS, PLUS/MINUS DIMENSIONS ARE NOTED AND FIELD DIMENSIONS ARE TO BE VERIFIED FOR ALIGNMENT.
- PROVIDE CONCEALED HARDWARE FOR SECURING MILLWORK.

PAINT COLOR LEGEND

	P-02
	P-03
	P-04
	P-05
	P-06

MATERIAL LEGEND

REFER TO SCHEDULES & SPECIFICATIONS.

P-01: GRAY PAINT FOR CIRCULATION DESK & ACC
P-02: RED PAINT FOR SHELF
P-03: ORANGE PAINT FOR SHELF
P-04: LIGHT GREEN PAINT FOR SHELF
P-05: DARK GREEN PAINT FOR SHELF
P-06: BLUE PAINT FOR SHELF

W-01: PLYWOOD
W-02: SOLID WOOD
W-03: MILLED WOOD SIDE PANEL

C-01: SOLID SURFACING

S-01: LARGE FORMAT TILE - FLOOR & SIDE PANEL
S-02: LARGE FORMAT TILE - COUNTERTOP

H-01: BOOKCASE VERTICAL TRACK
H-02: BOOKCASE VERTICAL TRACK CLIP
H-03: BOOKCASE UNDER-SHELF SUPPORT
H-04: CLOSET TRACK
H-05: CLOSET BRACKET
H-06: WIRE TRAY
H-07: METAL TRANSITION

PL-01: PLANT

HALF SIZE SET

100% CD/BID SET - REV.1 DEC 03, 2021

100% CONSTRUCTION DOCUMENT/BID SET NOV 29, 2021

85% CONSTRUCTION DOCUMENT/BID SET NOV 22, 2021

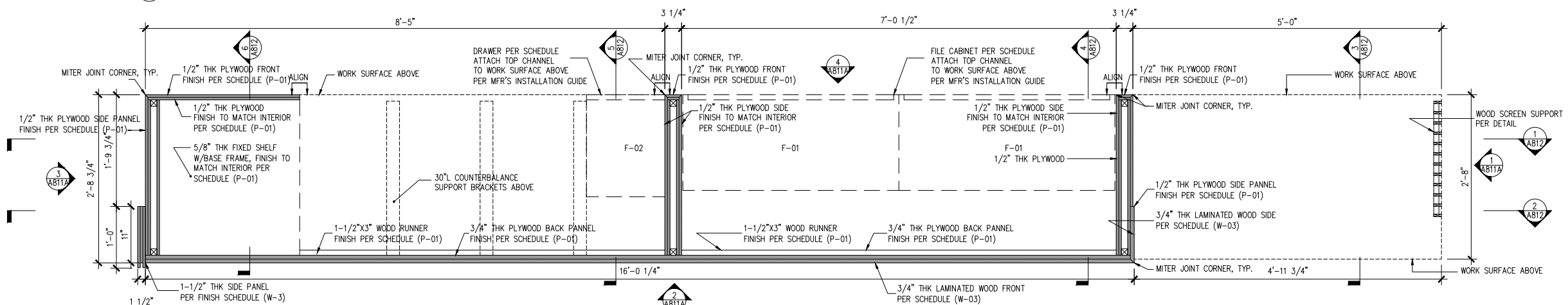
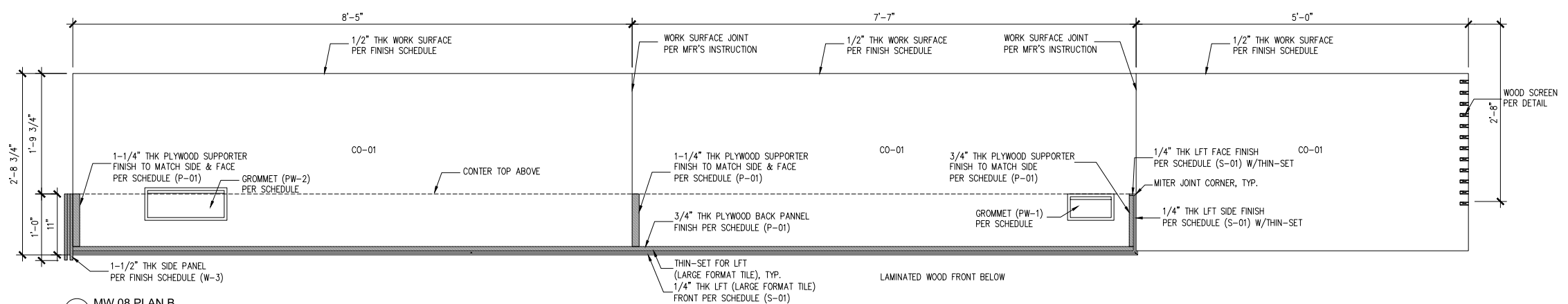
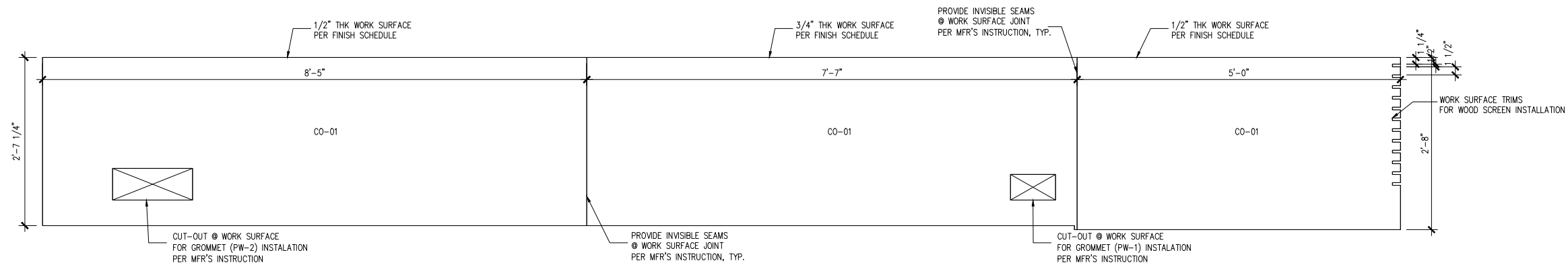
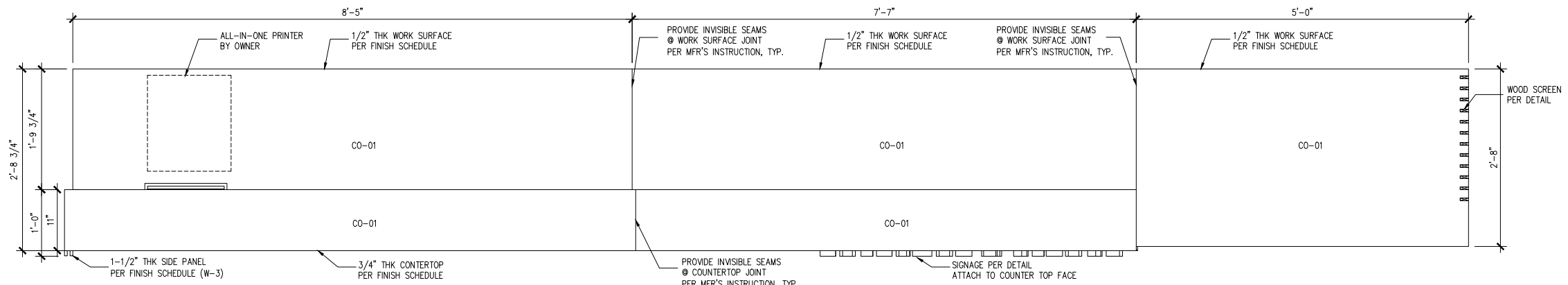
MILLWORK MW.08 ENLARGED PLANS

A-811.00

PROJECT #: 2117.K SCALE: AS NOTED

DATE: November 04, 2021 PAGE #:

COPYRIGHT @ PRAXES PLLC



NYKC LIBRARY

122 EAST 32ND STREET
NEW YORK, NY 10016

CLIENT:
KOREAN CULTURAL CENTER NY
460 PARK AVE, #601, NEW YORK, NY 10022
T:212-758-8550

DESIGN ARCHITECT:
PRAXES PLLC
325 CLINTON AVE, #4A, BROOKLYN, NY 11205
T:646.580.5326 E:praxes@praxes-ny.com

NOTES

- REFER TO PROJECT SCHEDULES AND SPECIFICATIONS. DRAWINGS, SCHEDULES AND SPECIFICATIONS ARE COMPLIMENTARY.
- PROVIDE FINISH SAMPLES, SHOP DRAWINGS, AND MOCK UP FOR REVIEW AND APPROVAL.
- PROVIDE MILLWORK WARRANTY.
- PROVIDE HIDDEN ELECTRICAL WIRING FOR UNDER-SHELF LIGHTING @ CIRCULATION DESK.
- CAULK AT ALL COUNTERS AS REQUIRED. COLOR MATCH CAULK.
- ALL BOOKCASE SHELVES ARE TO BE ADJUSTABLE UNLESS OTHERWISE NOTED. PROVIDE NUMBER OF SHELVES SHOWN IN ELEVATION AND SECTION.
- DRYBAR AND CLOSET CONSTRUCTION NOTES:
A. AWI, CUSTOM GRADE, TYPE A, FLUSH OVERLAY
B. MECHANICAL FASTENERS TO BE #6 SCREW MINIMUM OR DOWEL @ AWI SPACING
C. CASING JOINTS AT PANEL MEMBERS, STRETCHERS & BACKS TO BE DADOED, RABBETED OR FLOWED.
D. PROVIDE A CROSS STRETCHER BELOW TOP DRAWER AND BETWEEN DRAWERS IN DRAWER BANKS AS PER DRAWINGS
E. DRAWERS TO AWI SPECIFICATIONS
- ALL INTERIOR PAINT AND OTHER COATINGS TO BE LOW OR NO VOC TYPE, BENJAMIN MOORE.
- HARDWARE:
A. PROVIDE MAGNETIC CATCH AT ALL CABINET DOORS.
B. ALL HINGES TO BE CONCEALED
- WHERE MILLWORK ALIGNS W/ PARTITIONS OR OTHER ARCHITECTURAL ELEMENTS, PLUS/MINUS DIMENSIONS ARE NOTED AND FIELD DIMENSIONS ARE TO BE VERIFIED FOR ALIGNMENT.
- PROVIDE CONCEALED HARDWARE FOR SECURING MILLWORK.

PAINT COLOR LEGEND

	P-02
	P-03
	P-04
	P-05
	P-06

MATERIAL LEGEND

REFER TO SCHEDULES & SPECIFICATIONS.

P-01: GRAY PAINT FOR CIRCULATION DESK & ACC
P-02: RED PAINT FOR SHELF
P-03: ORANGE PAINT FOR SHELF
P-04: LIGHT GREEN PAINT FOR SHELF
P-05: DARK GREEN PAINT FOR SHELF
P-06: BLUE PAINT FOR SHELF

W-01: PLYWOOD
W-02: SOLID WOOD
W-03: MILLED WOOD SIDE PANEL

C-01: SOLID SURFACING

S-01: LARGE FORMAT TILE - FLOOR & SIDE PANEL
S-02: LARGE FORMAT TILE - COUNTERTOP

H-01: BOOKCASE VERTICAL TRACK
H-02: BOOKCASE VERTICAL TRACK CLIP
H-03: BOOKCASE UNDER-SHELF SUPPORT
H-04: CLOSET TRACK
H-05: CLOSET BRACKET
H-06: WIRE TRAY
H-07: METAL TRANSITION

PL-01: PLANT

HALF SIZE SET

100% CD/BID SET - REV.1 DEC 03, 2021

100% CONSTRUCTION DOCUMENT/BID SET NOV 29, 2021

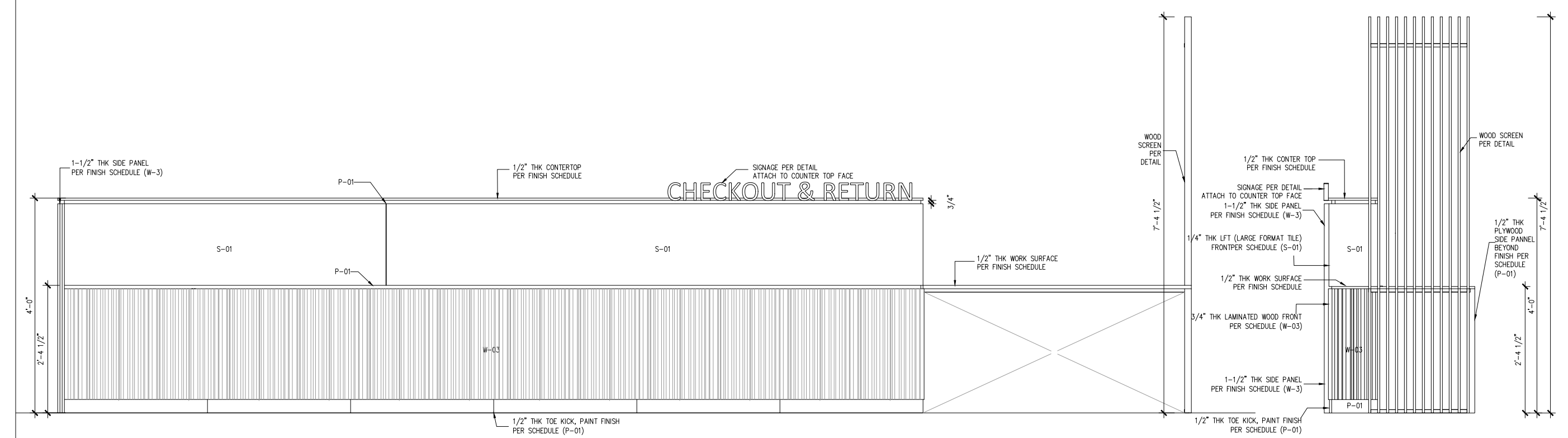
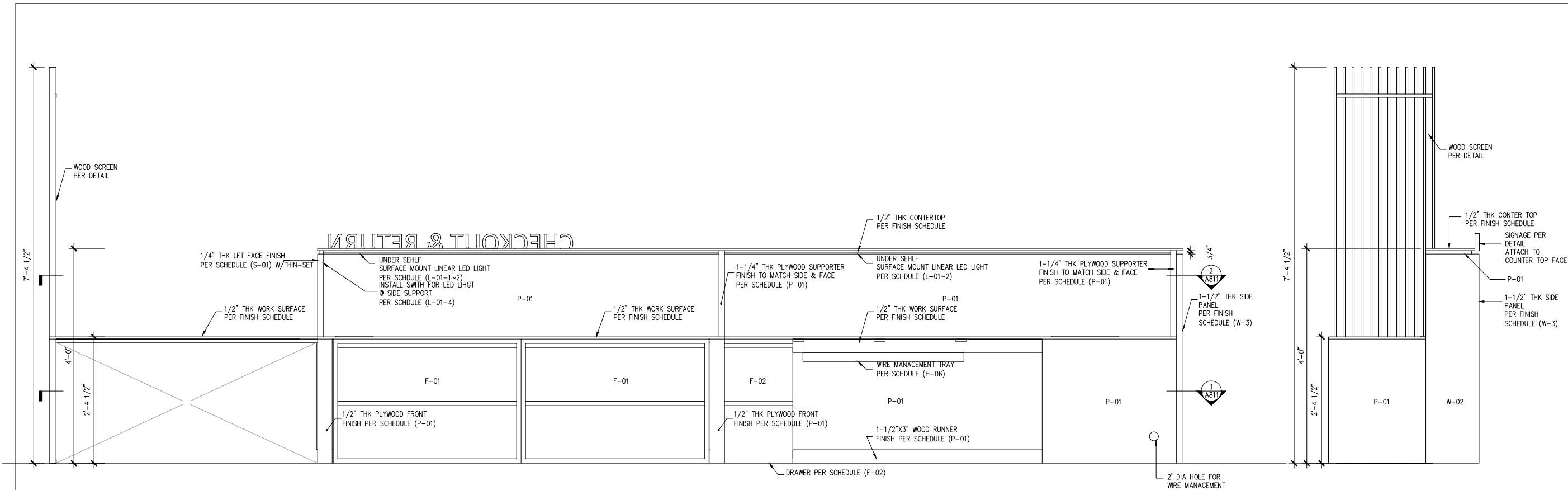
MILLWORK MW.08 ENLARGED ELEVATIONS

A-811A.00

PROJECT #: 2117.K SCALE: AS NOTED

DATE: November 04, 2021 PAGE #:

COPYRIGHT @ PRAXES PLLC



NYKC LIBRARY

122 EAST 32ND STREET
NEW YORK, NY 10016

CLIENT:
KOREAN CULTURAL CENTER NY

460 PARK AVE, #601, NEW YORK, NY 10022
T:212-758-8550

DESIGN ARCHITECT:
PRAXES PLLC

325 CLINTON AVE, 4th FLOOR, BROOKLYN, NY 11205
T:646.580.5326 E:praxes@praxes-ny.com

NOTES

- REFER TO PROJECT SCHEDULES AND SPECIFICATIONS. DRAWINGS, SCHEDULES AND SPECIFICATIONS ARE COMPLEMENTARY.
- PROVIDE FINISH SAMPLES, SHOP DRAWINGS, AND MOCK UP FOR REVIEW AND APPROVAL.
- PROVIDE MILLWORK WARRANTY.
- UNDER-SHELF LIGHTING @ CIRCULATION DESK.
- CAULK AT ALL COUNTERS AS REQUIRED. COLOR MATCH CAULK.
- ALL BOOKCASE SHELVES ARE TO BE ADJUSTABLE UNLESS OTHERWISE NOTED. PROVIDE NUMBER OF SHELVES SHOWN IN ELEVATION AND SECTION.
- DRYBAR AND CLOSET CONSTRUCTION NOTES:
A. AWL, CUSTOM GRADE, TYPE A, FLUSH OVERLAY
B. MECHANICAL FASTENERS TO BE #6 SCREW MINIMUM OR DOWEL @ AWL SPACING
C. CASING JOINTS AT PANEL MEMBERS, STRETCHERS & BACKS TO BE DADOED, RABBETED OR FLOEDED.
D. PROVIDE A CROSS STRETCHER BELOW TOP DRAWER AND BETWEEN DRAWERS IN DRAWER BANKS AS PER DRAWINGS
E. DRAWERS TO AWL SPECIFICATIONS
- ALL INTERIOR PAINT AND OTHER COATINGS TO BE LOW OR NO VOC TYPE, BENJAMIN MOORE.
- HARDWARE:
A. PROVIDE MAGNETIC CATCH AT ALL CABINET DOORS.
B. ALL HINGES TO BE CONCEALED
- WHERE MILLWORK ALIGNS W/ PARTITIONS OR OTHER ARCHITECTURAL ELEMENTS, PLUS/MINUS DIMENSIONS ARE NOTED AND FIELD DIMENSIONS ARE TO BE VERIFIED FOR ALIGNMENT.
- PROVIDE CONCEALED HARDWARE FOR SECURING MILLWORK.

PAINt COLOR LEGEND

	P-02
	P-03
	P-04
	P-05
	P-06

MATERIAL LEGEND

REFER TO SCHEDULES & SPECIFICATIONS.

P-01: GRAY PAINT FOR CIRCULATION DESK & ACC
P-02: RED PAINT FOR SHELF
P-03: ORANGE PAINT FOR SHELF
P-04: LIGHT GREEN PAINT FOR SHELF
P-05: DARK GREEN PAINT FOR SHELF
P-06: BLUE PAINT FOR SHELF

W-01: PLYWOOD
W-02: SOLID WOOD
W-03: MILLED WOOD SIDE PANEL

C-01: SOLID SURFACING

S-01: LARGE FORMAT TILE - FLOOR & SIDE PANEL
S-02: LARGE FORMAT TILE - COUNTERTOP

H-01: BOOKCASE VERTICAL TRACK
H-02: BOOKCASE VERTICAL TRACK CLIP
H-03: BOOKCASE UNDER-SHELF SUPPORT
H-04: CLOSET TRACK
H-05: CLOSET BRACKET
H-06: WIRE TRAY
H-07: METAL TRANSITION

PL-01: PLANT

HALF SIZE SET

100% CD/BID SET - REV.1 DEC 03, 2021

100% CONSTRUCTION DOCUMENT/BID SET NOV 29, 2021

85% CONSTRUCTION DOCUMENT/BID SET NOV 22, 2021

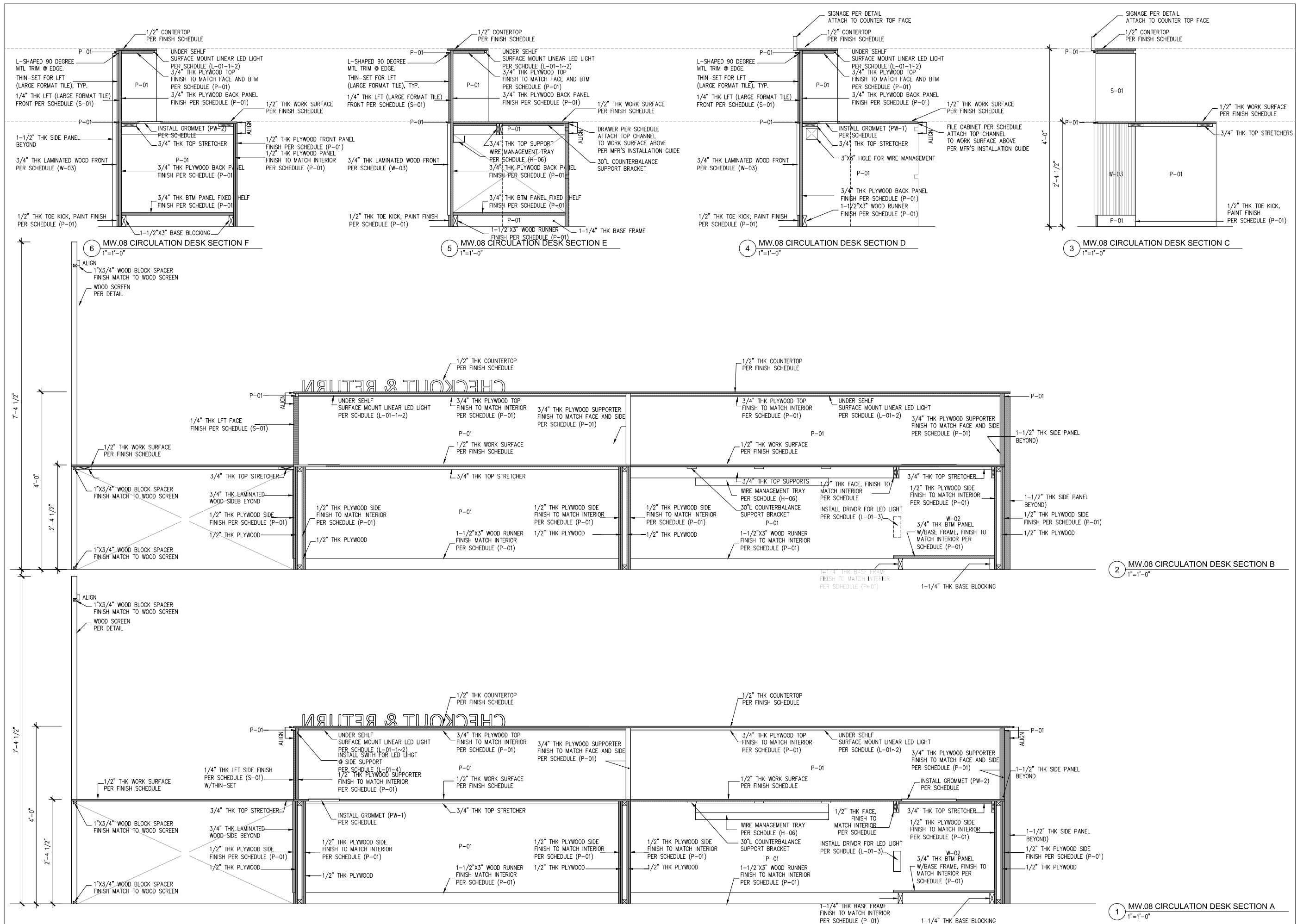
MILLWORK MW.08 SECTIONS

A-812.00

PROJECT #: 2117.K SCALE: AS NOTED

DATE: November 04, 2021 PAGE #:

COPYRIGHT © PRAXES PLLC



NYKC LIBRARY

122 EAST 32ND STREET
NEW YORK, NY 10016

CLIENT:
KOREAN CULTURAL CENTER NY
460 PARK AVE, #601, NEW YORK, NY 10022
T:212-758-8550

DESIGN ARCHITECT:
PRAXES PLLC
325 CLINTON AVE, #4A, BROOKLYN, NY 11205
T:646.580.5326 E:praxes@praxes-ny.com

NOTES

- REFER TO PROJECT SCHEDULES AND SPECIFICATIONS. DRAWINGS, SCHEDULES AND SPECIFICATIONS ARE COMPLIMENTARY.
- PROVIDE FINISH SAMPLES, SHOP DRAWINGS, AND MOCK UP FOR REVIEW AND APPROVAL.
- PROVIDE MILLWORK WARRANTY.
- PROVIDE HIDDEN ELECTRICAL WIRING FOR UNDER-SHELF LIGHTING @ CIRCULATION DESK.
- CAULK AT ALL COUNTERS AS REQUIRED. COLOR MATCH CAULK.
- ALL BOOKCASE SHELVES ARE TO BE ADJUSTABLE UNLESS OTHERWISE NOTED. PROVIDE NUMBER OF SHELVES SHOWN IN ELEVATION AND SECTION.
- DRYBAR AND CLOSET CONSTRUCTION NOTES:
A. AWI, CUSTOM GRADE, TYPE A, FLUSH OVERLAY
B. MECHANICAL FASTENERS TO BE #6 SCREW MINIMUM OR DOWEL @ AWI SPACING
C. CASING JOINTS AT PANEL MEMBERS, STRETCHERS & BACKS TO BE DADOED, RABBETED OR FLOWED.
D. PROVIDE A CROSS STRETCHER BELOW TOP DRAWER AND BETWEEN DRAWERS IN DRAWER BANKS AS PER DRAWINGS
E. DRAWERS TO AWI SPECIFICATIONS
8. ALL INTERIOR PAINT AND OTHER COATINGS TO BE LOW OR NO VOC TYPE, BENJAMIN MOORE.
9. HARDWARE:
A. PROVIDE MAGNETIC CATCH AT ALL CABINET DOORS.
B. ALL HINGES TO BE CONCEALED
9. WHERE MILLWORK ALIGNS W/ PARTITIONS OR OTHER ARCHITECTURAL ELEMENTS, PLUS/MINUS DIMENSIONS ARE NOTED AND FIELD DIMENSIONS ARE TO BE VERIFIED FOR ALIGNMENT.
10. PROVIDE CONCEALED HARDWARE FOR SECURING MILLWORK.

PAINT COLOR LEGEND

- P-02
- P-03
- P-04
- P-05
- P-06

MATERIAL LEGEND

- REFER TO SCHEDULES & SPECIFICATIONS.
- P-01: GRAY PAINT FOR CIRCULATION DESK & ACC
 - P-02: RED PAINT FOR SHELF
 - P-03: ORANGE PAINT FOR SHELF
 - P-04: LIGHT GREEN PAINT FOR SHELF
 - P-05: DARK GREEN PAINT FOR SHELF
 - P-06: BLUE PAINT FOR SHELF
 - W-01: PLYWOOD
 - W-02: SOLID WOOD
 - W-03: MILLED WOOD SIDE PANEL
 - C-01: SOLID SURFACING
 - S-01: LARGE FORMAT TILE - FLOOR & SIDE PANEL
 - S-02: LARGE FORMAT TILE - COUNTERTOP
 - H-01: BOOKCASE VERTICAL TRACK
 - H-02: BOOKCASE VERTICAL TRACK CLIP
 - H-03: BOOKCASE UNDER-SHELF SUPPORT
 - H-04: CLOSET TRACK
 - H-05: CLOSET BRACKET
 - H-06: WIRE TRAY
 - H-07: METAL TRANSITION
 - PL-01: PLANT

HALF SIZE SET

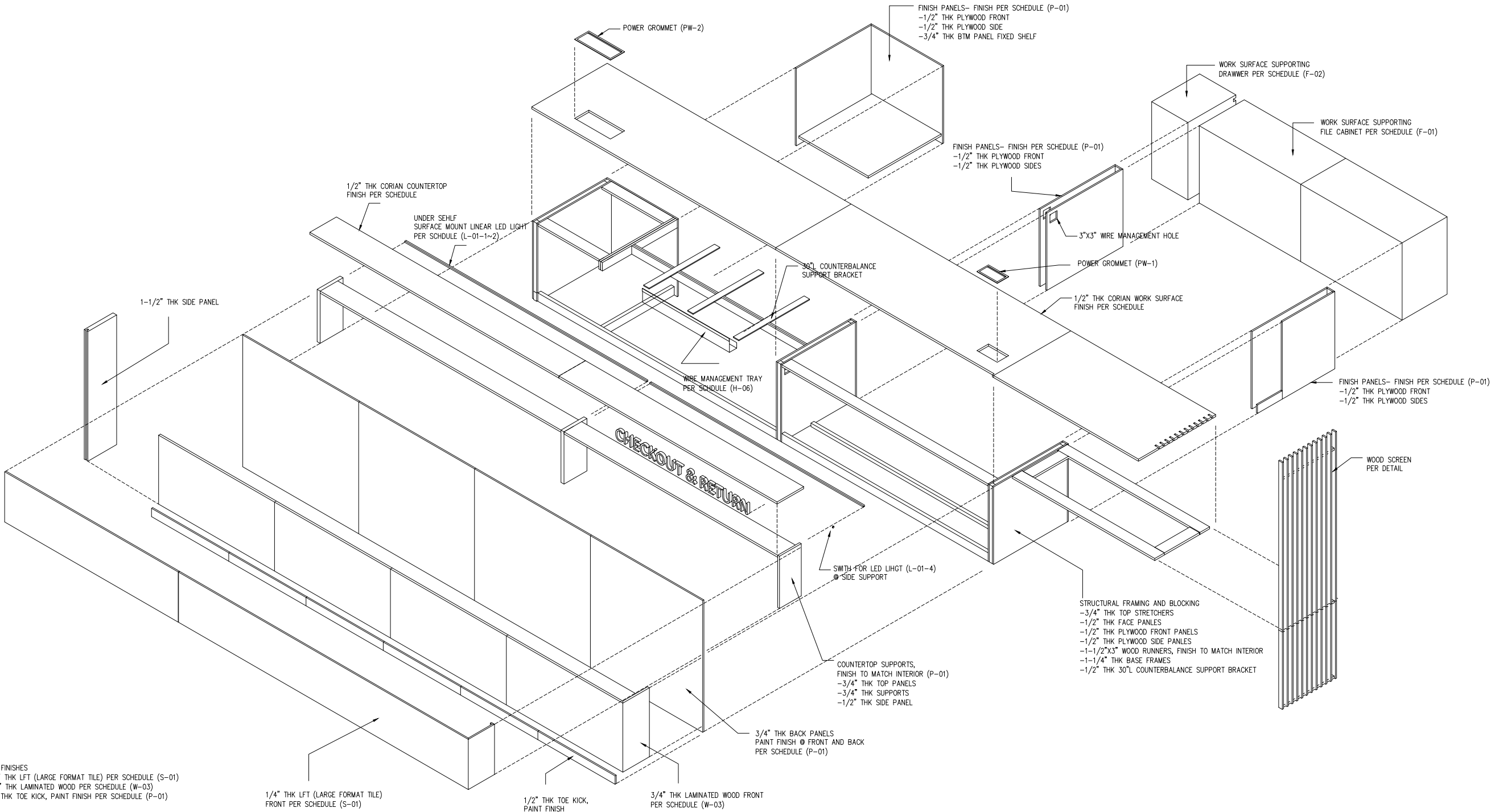
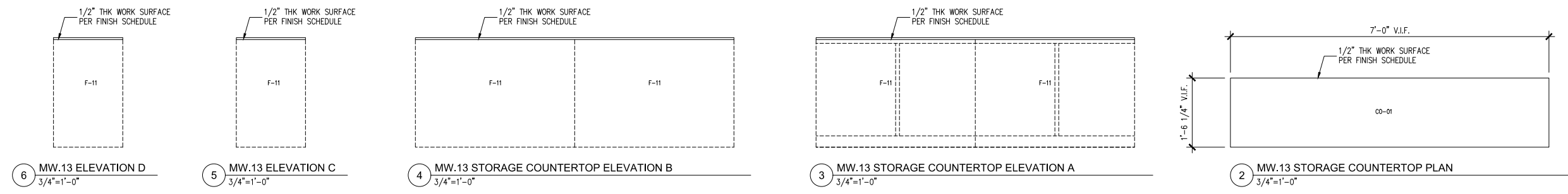
100% CD/BID SET - REV.1 DEC 03, 2021

100% CONSTRUCTION DOCUMENT/BID SET NOV 29, 2021

MILLWORK MW.08 AXON AND MW.13 ENLARGED PLAN AND ELEVATIONS

A-812A.00

PROJECT #: 2117.K SCALE: AS NOTED
DATE: November 04, 2021 PAGE #:
COPYRIGHT @ PRAXES PLLC



- FRONT FINISHES
- 1/4" THK LFT (LARGE FORMAT TILE) PER SCHEDULE (S-01)
- 3/4" THK LAMINATED WOOD PER SCHEDULE (W-03)
- 1/2" THK TOE KICK, PAINT FINISH PER SCHEDULE (P-01)

- 1/4" THK LFT (LARGE FORMAT TILE) FRONT PER SCHEDULE (S-01)
1/2" THK TOE KICK, PAINT FINISH PER SCHEDULE (P-01)
3/4" THK LAMINATED WOOD FRONT PER SCHEDULE (W-03)

1 MW.08 CIRCULATION DESK AXON
NTS

NYKC LIBRARY

122 EAST 32ND STREET
NEW YORK, NY 10016

CLIENT:
KOREAN CULTURAL CENTER NY
460 PARK AVE, #601, NEW YORK, NY 10022
T:212-758-8550

DESIGN ARCHITECT:
PRAXES PLLC
325 CLINTON AVE, #4A, BROOKLYN, NY 11205
T:646.580.5326 E:praxes@praxes-ny.com

NOTES

- REFER TO PROJECT SCHEDULES AND SPECIFICATIONS. DRAWINGS, SCHEDULES AND SPECIFICATIONS ARE COMPLIMENTARY.
- PROVIDE FINISH SAMPLES, SHOP DRAWINGS, AND MOCK UP FOR REVIEW AND APPROVAL.
- PROVIDE MILLWORK WARRANTY.
- PROVIDE HIDDEN ELECTRICAL WIRING FOR UNDER-SHELF LIGHTING @ CIRCULATION DESK.
- CAULK AT ALL COUNTERS AS REQUIRED. COLOR MATCH CAULK.
- ALL BOOKCASE SHELVES ARE TO BE ADJUSTABLE UNLESS OTHERWISE NOTED. PROVIDE NUMBER OF SHELVES SHOWN IN ELEVATION AND SECTION.
- DRYBAR AND CLOSET CONSTRUCTION NOTES:
A. AWI, CUSTOM GRADE, TYPE A, FLUSH OVERLAY
B. MECHANICAL FASTENERS TO BE #6 SCREW MINIMUM OR DOWEL @ AWI SPACING
C. CASING JOINTS AT PANEL MEMBERS, STRETCHERS & BACKS TO BE DADOED, RABBETED OR FLOWED.
D. PROVIDE A CROSS STRETCHER BELOW TOP DRAWER AND BETWEEN DRAWERS IN DRAWER BANKS AS PER DRAWINGS
E. DRAWERS TO AWI SPECIFICATIONS
- ALL INTERIOR PAINT AND OTHER COATINGS TO BE LOW OR NO VOC TYPE, BENJAMIN MOORE.
- HARDWARE:
A. PROVIDE MAGNETIC CATCH AT ALL CABINET DOORS.
B. ALL HINGES TO BE CONCEALED
- WHERE MILLWORK ALIGNS W/ PARTITIONS OR OTHER ARCHITECTURAL ELEMENTS, PLUS/MINUS DIMENSIONS ARE NOTED AND FIELD DIMENSIONS ARE TO BE VERIFIED FOR ALIGNMENT.
- PROVIDE CONCEALED HARDWARE FOR SECURING MILLWORK.

PAINT COLOR LEGEND

- P-02
- P-03
- P-04
- P-05
- P-06

MATERIAL LEGEND

REFER TO SCHEDULES & SPECIFICATIONS.

- P-01: GRAY PAINT FOR CIRCULATION DESK & ACC
P-02: RED PAINT FOR SHELF
P-03: ORANGE PAINT FOR SHELF
P-04: LIGHT GREEN PAINT FOR SHELF
P-05: DARK GREEN PAINT FOR SHELF
P-06: BLUE PAINT FOR SHELF

- W-01: PLYWOOD
W-02: SOLID WOOD
W-03: MILLED WOOD SIDE PANEL

- C-01: SOLID SURFACING

- S-01: LARGE FORMAT TILE - FLOOR & SIDE PANEL
S-02: LARGE FORMAT TILE - COUNTERTOP

- H-01: BOOKCASE VERTICAL TRACK
H-02: BOOKCASE VERTICAL TRACK CLIP
H-03: BOOKCASE UNDER-SHELF SUPPORT
H-04: CLOSET TRACK
H-05: CLOSET BRACKET
H-06: WIRE TRAY
H-07: METAL TRANSITION

- PL-01: PLANT

HALF SIZE SET

100% CD/BID SET - REV.1 DEC 03, 2021

100% CONSTRUCTION DOCUMENT/BID SET NOV 29, 2021

85% CONSTRUCTION DOCUMENT/BID SET NOV 22, 2021

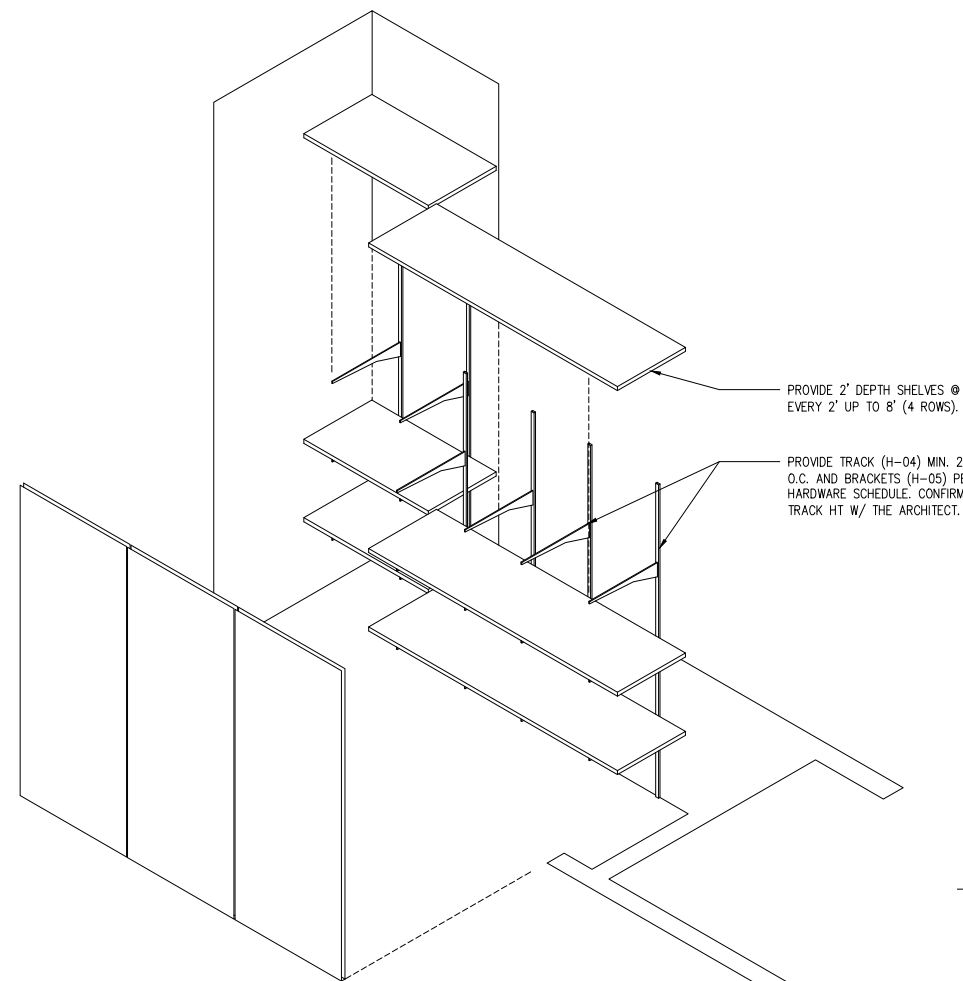
MILLWORK MW.09 & 10 & 11 ENLARGED PLANS AND ELEVATIONS

A-813.00

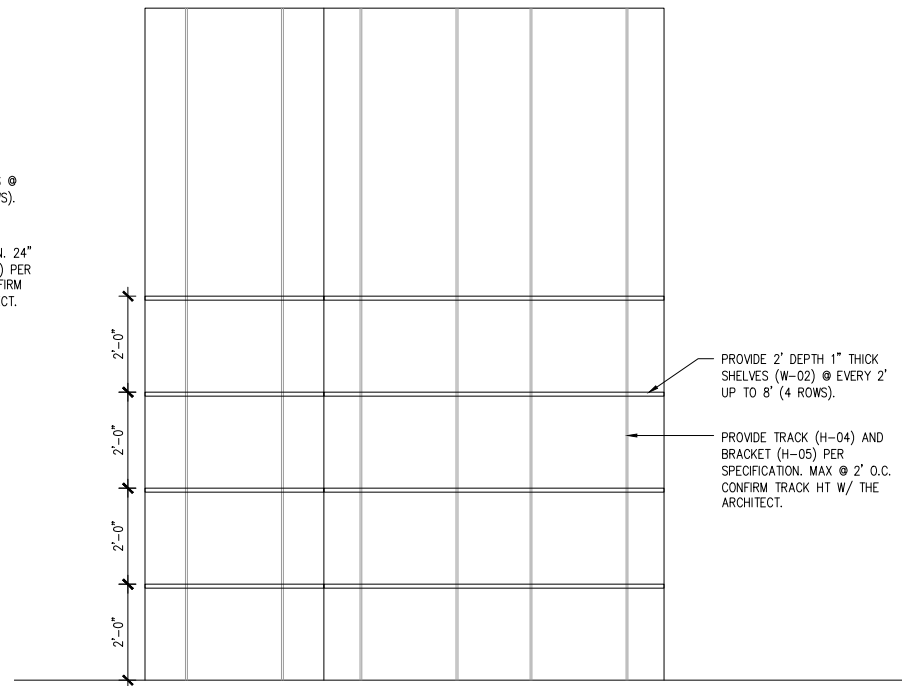
PROJECT #: 2117.K SCALE: AS NOTED

DATE: November 04, 2021 PAGE #:

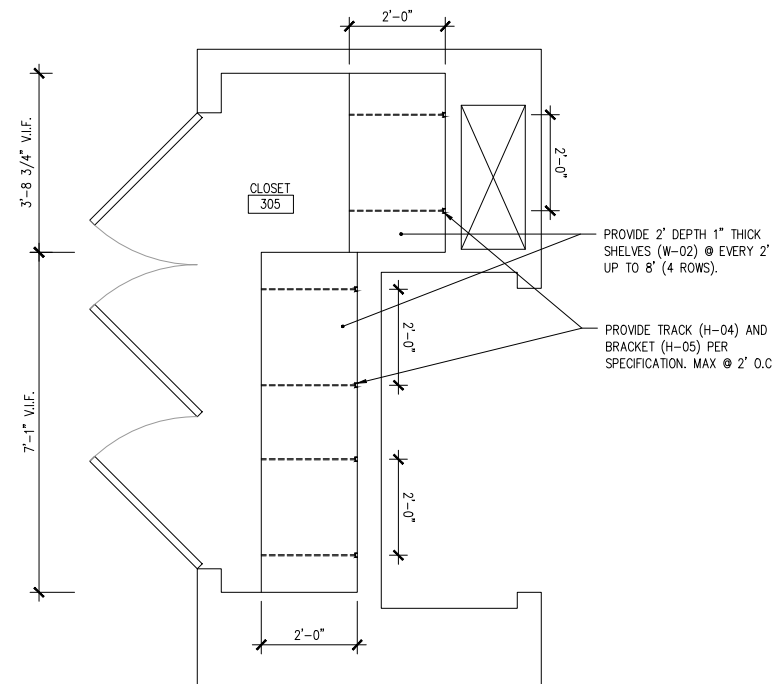
COPYRIGHT @ PRAXES PLLC



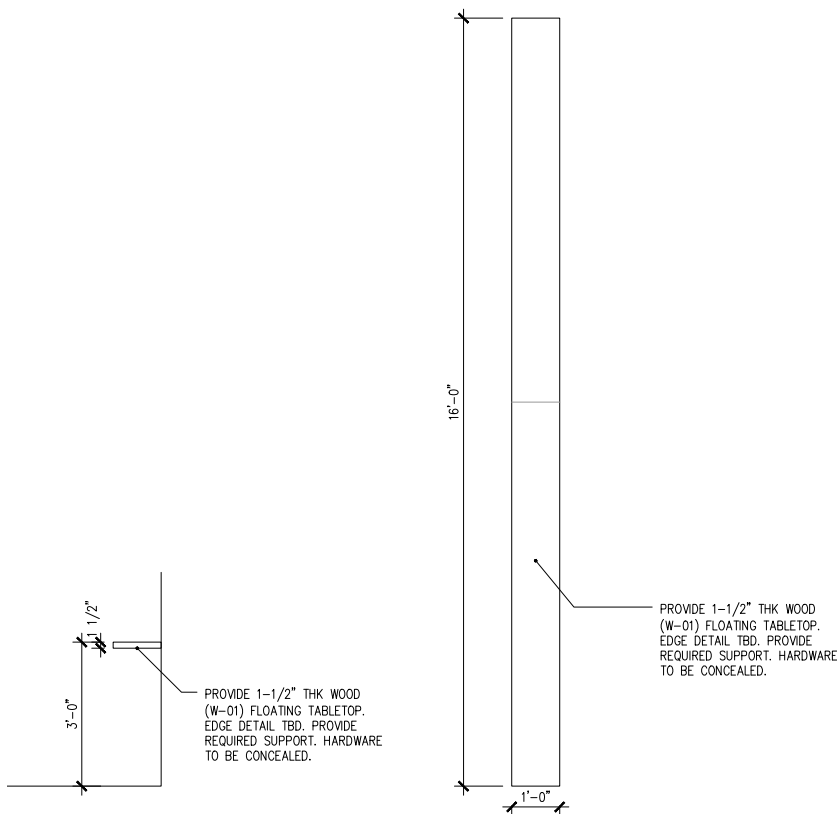
11 MW.11 CLOSET (305) SHLEIVING AXON
NTS



10 MW.11 CLOSET (305) SHLEIVING ELEVATION
1/2"=1'-0"

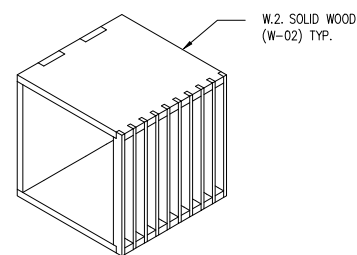


9 MW.11 CLOSET (305) SHLEIVING PLAN
1/2"=1'-0"

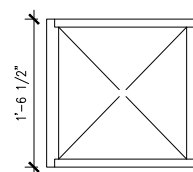


8 MW.10 ELEVATION
1/2"=1'-0"

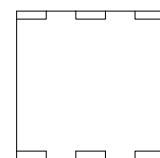
7 MW.10 PLAN
1/2"=1'-0"



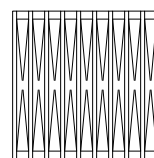
6 MW.09 STOOL AXON
1"=1'-0"



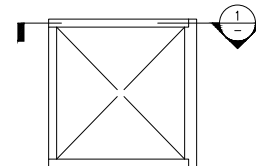
5 MW.09 ELEV D
1"=1'-0"



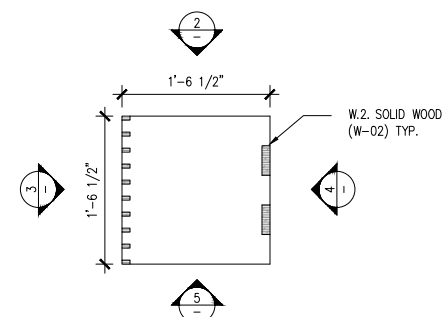
4 MW.09 ELEV C
1"=1'-0"



3 MW.09 ELEV B
1"=1'-0"



2 MW.09 ELEV A
1"=1'-0"



1 MW.09 STOOL PLAN
1"=1'-0"


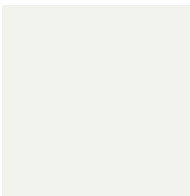




SCHEDULES & SPECIFICATIONS



*NO SUBSTITUTION ALLOWED

FINISHES














FINISH SCHEDULE

ITEM	IMAGE	LOCATION	SUPPLIER, MODEL & DESCRIPTION	
P-01		CIRCULATION DESK / PLANT BOX	SUPPLIER MODEL FINISH/COLOR SIZE QUANTITY NOTES	BENJAMIN MOORE COLOR PREVIEW 2124-10 WROUGHT IRON / EGGSHELL N/A PER DRAWING N/A
P-02 ~ P-06		SHELF	SUPPLIER MODEL FINISH/COLOR SIZE QUANTITY NOTES	BENJAMIN MOORE REPER TO DRAWING #A-800 SERIES. REPER TO DRAWING #A-800 SERIES. N/A PER DRAWING SEE GENERAL NOTE FOR ADDITIONAL INFORMATION AND REQUIREMENTS
W-01		BOOKCASE (SHELF, END PANEL, TOP CANOPY, BASE)	SUPPLIER MODEL FINISH/COLOR SIZE QUANTITY NOTES	N/A PLYWOOD (POPLAR OR MAPLE, TBC) CLEAR PENETRATING FINISH PER DRAWING PER DRAWING CONFIRM FINISH AND COLOR W/ARCHITECT
W-02		SHELF/ CIRCULATION DESK/ STOOL	SUPPLIER MODEL FINISH/COLOR SIZE QUANTITY NOTES	N/A SOLID WOOD (POPLAR OR MAPLE, TBC) CLEAR PENETRATING FINISH PER DRAWING PER DRAWING CONFIRM FINISH AND COLOR W/ARCHITECT
W-03		CIRCULATION DESK	SUPPLIER MODEL FINISH/COLOR SIZE QUANTITY NOTES	IKONNI MILLED PANEL, TOKYO P4 6 8 12 MAKASSAR 4'X10' PER DRAWING REPRE TO MFR WEBSITE: https://ikonni.com
C-01		CIRCULATION DESK (WORK SURFACE)	SUPPLIER MODEL FINISH/COLOR SIZE QUANTITY NOTES	CORIAN SOLID SURFACE DEEP ESPRESSO 1/2"THK, 33.6" X 144" PER DRAWING N/A

ITEM	IMAGE	LOCATION	SUPPLIER, MODEL & DESCRIPTION	
S-01		FLOOR / CIRCULATION DESK	SUPPLIER MODEL FINISH/COLOR SIZE QUANTITY NOTES	FLORIM LA ROCHE REX - MAGNUM LFT GRAY 1/4"THK, 47'-1/4"X110'-1/4" PER DRAWING REPRE TO MFR WEBSITE: https://www.florim.com/en/
S-02		LOWER BOOKCASE TOP	SUPPLIER MODEL FINISH/COLOR SIZE QUANTITY NOTES	FLORIM INDUSTRIAL - MAGNUM LFT STEEL 1/4"THK, 47'-1/4"X110'-1/4" PER DRAWING REPRE TO MFR WEBSITE: https://www.florim.com/en/

FURNITURE SCHEDULE

ITEM	IMAGE	LOCATION	SUPPLIER, MODEL & DESCRIPTION		ITEM	IMAGE	LOCATION	SUPPLIER, MODEL & DESCRIPTION	
F-01		WORK SPACE (UNDER CIRCULATION DESK)	SUPPLIER MODEL FINISH/COLOR SIZE QUANTITY NOTES	GREAT OPENINGS TRACE-WORK SURFACE SUPPORTING LATERAL FILE 0231 FLINT 27'-3/4"H X 18'-1/4"D X 42"W 2 FULL-PULL RRONT, UM SERIES LOCK REPRE TO MFR WEBSITE: https://www.greatopenings.com/	F-07		READING AREA	SUPPLIER MODEL FINISH/COLOR SIZE QUANTITY NOTES	VIVA TERRA FELTED MERINO WOOL STONES SET OF 3, V3731 VARIES SMALL: 7"L X 12"W X 8"H/ MEDIUM: 19.5"L X 14"W X 12"H/ LARGE: 28"L X 26"W X 17"H 2 REPRE TO MFR WEBSITE: https://www.vivaterra.com/en/
F-02		WORK SPACE (UNDER CIRCULATION DESK)	SUPPLIER MODEL FINISH/COLOR SIZE QUANTITY NOTES	GREAT OPENINGS TRACE-WORK SURFACE SUPPORTING PEDESTAL, 2911 0231 FLINT 27'-3/4"H X 17'-7/8"D X 15-1/4"W 1 BOX/BOX/FILE, FULL-PULL RRONT, UM SERIES LOCK REPRE TO MFR WEBSITE: https://www.greatopenings.com/	F-08		WORK SPACE	SUPPLIER MODEL FINISH/COLOR SIZE QUANTITY NOTES	DEMCO LIBRARYQUIET- SINGLE-SIDE BOOKTRUCK 3 SLOPED SHELVES (# W12229230) ORANGE ZEST 44-1/2"H X 31"W X 17"D 2 REPRE TO MFR WEBSITE: https://www.demco.com/
F-03		WORK SPACE	SUPPLIER MODEL FINISH/COLOR SIZE QUANTITY NOTES	GREAT OPENINGS TRACE-SINGLE LOCKER, 7P28 0231 FLINT 39-7/8"H X 24"D X 18"W 2 RIGHT HINGED FULL-PULL RRONT, UM SERIES LOCK REPRE TO MFR WEBSITE: https://www.greatopenings.com/	F-09		READING AREA	SUPPLIER MODEL FINISH/COLOR SIZE QUANTITY NOTES	SERENA & LILY TEAK STEP STOOL, TB-ACC69 NAVY 15"W X 14"D X 13"H 2 REPRE TO MFR WEBSITE: https://www.serenaandlily.com/
F-04		WORK SPACE	SUPPLIER MODEL FINISH/COLOR SIZE QUANTITY NOTES	HERMAN MILLER MIRRA 2 CHAIR BASE: GRAPHITE AND SILVER ALLOY / SEAT & BACK: URBAN ORANGE/ FRAME: GRAPHITE 29"W X 25"D X 38-42"H, 16-20 1/2"SH 2 REPER TO MFR DATA SHEET FOR FINISH DETAILS	F-10		CORRIDOR (ENTRY AREA)	SUPPLIER MODEL FINISH/COLOR SIZE QUANTITY NOTES	DEMCO TESTRITE FLOOR SIGN HOLDER- P146-8151 ALUMINUM 8 1/2"X 11"FRAME, 36"H, 12" SQUARE BASE 1 REPRE TO MFR WEBSITE: https://www.demco.com/
F-05		ENTRY AREA (PER DEAWING)	SUPPLIER MODEL FINISH/COLOR SIZE QUANTITY NOTES	BOUNCEPAD WING - SECURE IPAD FLOOR STAND KIOSK/ IPAD 9TH GEN. BLACK 10.2", 45-3/8"H (ADA GUIDELINES COMPLIANCE) 2 SEPARATELY ACCESSORISE WITH "BRANDING PANEL" (TBC) REPRE TO MFR WEBSITE: https://us.bouncepad.com/	F-11		WORK SPACE	SUPPLIER MODEL FINISH/COLOR SIZE QUANTITY NOTES	GREAT OPENINGS TRACE-DOUBLE DOOR STORAGE CABINET 0231 FLINT 28-3/8"H X 18-1/4" D X 42" W 2 FULL-PULL RRONT, UM SERIES LOCK REPRE TO MFR WEBSITE: https://www.greatopenings.com/
F-06		READING AREA	SUPPLIER MODEL FINISH/COLOR SIZE QUANTITY NOTES	N/A NATURAL STONE SEAT BLOCK LIMESTONE, LIGHT DOVER GREY/ SAWN TOP AND BOTTOM, SPLIT SIDES 18"W X 18"D X 18"H 1 CONFIRM STONE TYPE, COLOR AND FINISH W/ARCHITECT					

LIGHTING & POWER SCHEDULE


ITEM	IMAGE	LOCATION	SUPPLIER, MODEL & DESCRIPTION	
L-01-1		CIRCULATION DESK	SUPPLIER HÄFELE MODEL LOOX 5 LED STRIP LIGHTS #2061 FINISH/COLOR COLOR TEMPERATURE 3000K SIZE PER DRAWING QUANTITY PER DRAWING NOTES N/A	
L-01-2		CIRCULATION DESK	SUPPLIER HÄFELE MODEL LOOX 5 SURFACE MOUNTING PROFILE #2101 FINISH/COLOR PROFILE: BLACK/ DIFFUSER: WHITE OPAL SIZE PER DRAWING QUANTITY PER DRAWING NOTES END CAP #833.95.775	
L-01-3		CIRCULATION DESK	SUPPLIER HÄFELE MODEL LOOX 5 DRIVER CONSTANT VOLTAGE 12 V FINISH/COLOR BY PROCDUCT SIZE BY PROCDUCT QUANTITY 1 NOTES INSTALL AT UNDER DESK SHELF	
L-01-4		CIRCULATION DESK	SUPPLIER HÄFELE MODEL ROCKER SWITCH FINISH/COLOR BLACK SIZE BY PROCDUCT QUANTITY 1 NOTES INSTALL LOCATION PER DRAWING	
PW-01		CIRCULATION DESK	SUPPLIER MOCKETT MODEL HINGED LID POWER GROMMET- PCS90USB FINISH/COLOR 2 POWER, 2 DATA, DUAL USB/ METALIC SILVER SIZE Overall: 8-7/8" x 5-7/32", Cut Out: 8-3/8" x 4-3/4" QUANTITY 1 NOTES INSTALL LOCATION PER DRAWING	
PW-02		CIRCULATION DESK	SUPPLIER MOCKETT MODEL LARGE HINGED LID POWER GROMMET- PCS91USB FINISH/COLOR 4 POWER, 2 DATA, DUAL USB/ METALIC SILVER SIZE Overall: 14-3/16" x 6-11/32", Cut Out: 13-11/16" x 5-7/8" QUANTITY 1 NOTES INSTALL LOCATION PER DRAWING	

APPLIANCE & DESK ACCESSORY SCHEDULE


ITEM	IMAGE	LOCATION	SUPPLIER, MODEL & DESCRIPTION	
A-01		CIRCULATION DESK	SUPPLIER DELL MODEL DELL 27 4K UHD MONITOR - S2721QS FINISH/COLOR SILVER SIZE 27", OPTION: ADJUSTABLE STAND / SPEAKERS QUANTITY 2 NOTES REFER TO MFR WEBSITE: https://www.dell.com/en-us	
A-02		CIRCULATION DESK	SUPPLIER DISPLAY2GO MODEL 3-TIERED LITERATURE RACK - SSF5CT FINISH/COLOR BLACK SIZE 18.0" X 18.8" X 11.3" QUANTITY 1 NOTES REFER TO MFR WEBSITE: https://www.displays2go.com/	
A-03		CIRCULATION DESK	SUPPLIER THE LIBRARY STORE (TLS) MODEL 3BRANCH FREESTANDING SAFETY SHIELD- 28-00054 FINISH/COLOR CLEAR, CAST ACRYLIC SIZE 30"H X 30"W X 12"D QUANTITY 1 NOTES REFER TO MFR WEBSITE: https://www.thelibrarystore.com/	
A-04		CORRIDOR (ENTRY AREA)	SUPPLIER DEMCO MODEL COPERNICUS HAND SANITIZER STAND- W13805200 FINISH/COLOR WHITE & GRAY SIZE 50"H X 15-3/4"W X 15-3/4"D QUANTITY 1 NOTES REFER TO MFR WEBSITE: https://www.demco.com/	
A-05		READING AREA (FOR BOOKCASE)	SUPPLIER DEMCO MODEL STEEL SHELF LABEL HOLDERS- P807405 FINISH/COLOR BLACK SIZE 3/4"H X 5"W QUANTITY 10-PKG (10 QY/PKC) NOTES PURCHASE W/ INSERTS AND CLEAR PLASTIC PROTECTORS REFER TO MFR WEBSITE: https://www.demco.com/	
A-06		ENTRY AREA (PER DRAWING)	SUPPLIER SAMSUNG MODEL TU7000 Crystal UHD 4K Smart TV- UN50TU7000FXZA FINISH/COLOR BY PRODUCT SIZE 50" / 44"W X 25.4"H X 2.4"D QUANTITY 1 NOTES INSTALL VERTICALLY, PURCHASE W/ CEILING MOUNT ACCESSORY	

HARDWARE SCHEDULE

ITEM	IMAGE	LOCATION	SUPPLIER, MODEL & DESCRIPTION	
H-01		BOOKCASE	SUPPLIER MODEL FINISH/COLOR SIZE QUANTITY NOTES	KNAPE & VOGT 255 PILASTER STANDARD- 255 ZC 84 ZINC 5/8"W X 3/16"D X 84"L, 23-GAUGE PER DRAWING (FLUSH MOUNT) PERFER TO MER WBESITE: https://www.knapeandvogt.com/
H-02		BOOKCASE	SUPPLIER MODEL FINISH/COLOR SIZE QUANTITY NOTES	KNAPE & VOGT STEEL SHELVING SUPPORTS (FOR 255 STANDARD) 256R ZC ZINC/ RUBBER PAD BY PRODUCT PER DRAWING PERFER TO MER WBESITE: https://www.knapeandvogt.com/
H-03		BOOKCASE	SUPPLIER MODEL FINISH/COLOR SIZE QUANTITY NOTES	MCMaster-CARR EXTRA LOW-PROFILE STRUT CHANNEL (SOLID)- 1259N21 ZINC-PLATED STEEL 13/32"H X 13/16"W X 36"L PER DRAWING PERFER TO MER WBESITE: https://www.mcmaster.com/
H-04		CLOSET	SUPPLIER MODEL FINISH/COLOR SIZE QUANTITY NOTES	HÄFELE 85 SERIES STANDARD- KV 85 ANO 96 ANOCHROME 1 1/4"W X 1/2"D X 96", 16 GAUGE 6 N/A
H-05		CLOSET	SUPPLIER MODEL FINISH/COLOR SIZE QUANTITY NOTES	HÄFELE 185 SERIES BRACKET- KV 185 ANO 24 ANOCHROME 24"L, 14 GAUGE STEEL 18 N/A
H-06		CIRCULATION DESK	SUPPLIER MODEL FINISH/COLOR SIZE QUANTITY NOTES	HÄFELE Wire Management Tray BLACK 44"L 1 N/A

ITEM	IMAGE	LOCATION	SUPPLIER, MODEL & DESCRIPTION	
H-07		PER DRAWING	SUPPLIER MODEL FINISH/COLOR SIZE QUANTITY NOTES	CERAMIC TOOL COMPANY TRNZ METAL TRANSITION- CTC TRANZ 12 ANODIZED ALUMINUM (CLEAR) 1/2"H X 94"L, ADA GUIDELINES COMPLIANCE PER DRAWING PERFER TO MER WBESITE: https://www.ceramictool.com/

PLANTING SCHEDULE

ITEM	IMAGE	LOCATION	SUPPLIER, MODEL & DESCRIPTION	
PL-01		PER DRAWING	SUPPLIER MODEL FINISH/COLOR SIZE QUANTITY NOTES	OTTO RICHTER AND SONS LIMITED HERB - GOLDEN LEMON THYME- P6462 N/A 3.5" SQUARE NURSERY POT/ POTTED HERB PER DRAWING REFER TO MFR WEBSITE: https://www.richters.com/Web_store/web_store.cgi

SPEC SHEETS & CUT SHEETS



Features

- Extreme hide for fewer coats
- Color Lock® Technology, no color rub-off
- Provides a mildew resistant coating
- Zero VOC, low odor
- Easy application
- Self-priming
- Stains wash off easily
- Excellent touch up
- Easy clean up

Recommended For

New or previously painted wallboard, plaster, masonry and wood; primed or previously painted metal; new or coated acoustic ceilings. It is ideal for surfaces where maximum durability is required and lasting color is desired.

AURA®
WATERBORNE INTERIOR PAINT
EGGSHELL FINISH 524

General Description

Aura® Eggshell Finish is part of an innovative paint and colorant system integrating the best technologies to deliver superior durability for any color along with the promise of long lasting beauty. In addition to using 100% acrylic latex, proprietary resins have been incorporated to give the product its extraordinary performance properties.

Limitations

- Do not apply when air and surface temperatures are below 50 °F (10 °C)
- Only GenneX® Waterborne Colorants can be added to Aura® Paint

Product Information

Colors — Standard: White (01)		Technical Data⁰		Pastel Base	
— Tint Bases: Benjamin Moore® GenneX® Bases 1X, 2X, 3X, & 4X		Vehicle Type		Acrylic & Proprietary Resins	
— Special Colors: Contact your Benjamin Moore® representative.		Pigment Type		Titanium Dioxide	
Certifications & Qualifications: VOC compliant in all regulated areas Zero VOC Class A (0-25) over non-combustible surfaces when tested in accordance with ASTM E-84 Master Painters Institute MPI # 44, 44 X-Green™, 138, 138 X-Green™ Anti-microbial - This product contains agents which inhibit the growth of microbes on the surface of this paint film. This product contains antimicrobial additives that inhibit the growth of mold and mildew on the surface of the paint film.		Volume Solids		46.3%	
		Coverage per Gallon at Recommended Film Thickness		350 – 400 Sq. Ft.	
		Recommended Film Thickness		– Wet 4.3 mils – Dry 2.0 mils	
		Depending on surface texture and porosity. Be sure to estimate the right amount of paint for the job. This will ensure color uniformity and minimize the disposal of excess paint.			
		Dry Time @ 77 °F (25 °C) @ 50% RH		– To Touch 1 Hour – To Recoat 1 Hour	
		Painted surfaces can be washed after two weeks. High humidity and cool temperatures will result in longer dry, recoat and service times.			
		Dries By		Evaporation, Coalescence	
		Viscosity		99 ± 2 KU	
		Flash Point		None	
		Gloss / Sheen		Eggshell (12 – 22 @ 85°)	
		Surface Temperature at Application		– Min. 50 °F – Max. 90 °F	
		Thin With		See Chart	
		Clean Up Thinner		Clean Water	
		Weight Per Gallon		12.2 lbs	
		Storage Temperature		– Min. 40 °F – Max. 90 °F	
		Volatile Organic Compounds (VOC)		0 Grams / Liter 0 LBS / Gallon	
		Zero VOC post tint (any base and any color).			
		⁰ Reported values are for Pastel Base. Contact Benjamin Moore for values of other bases or colors.			

Benjamin Moore's Green Promise® designation is our company's assurance that this product meets – and often exceeds – rigorous environmental and performance criteria regarding VOCs, emissions, application, washability, scrubability and packaging, while also delivering the premium levels of performance you expect from Benjamin Moore.

Qualifies for LEED® v4 Credit	CDPH v1 Emission Certified	Qualifies for CHPS low emitting credit (Collaborative for High Performance Schools)	VOC (in any color)
YES	YES	YES	0 g/L

This Benjamin Moore product has been tested by independent third parties and meets or exceeds the published chemical restriction and performance criteria of the Green Seal™ GS-11 2010 standard

Technical Assistance
Available through your local authorized independent Benjamin Moore retailer. For the location of the retailer nearest you, call 1-866-708-9180 or visit www.benjaminmoore.com

Aura® Waterborne Interior Paint Eggshell Finish 524

Surface Preparation

Surfaces to be painted must be clean, dry, and free of dirt, dust, grease, oil, soap, wax, scaling paint, water soluble materials and mildew. Remove any peeling or scaling paint, and sand these areas to feather edges smooth with adjacent surfaces. Glossy areas should be dulled. Drywall surfaces must be free of sanding dust. Spot prime with Aura® Eggshell Finish Paint before and after filling nail holes, cracks, and other surface imperfections.

New plaster or masonry surfaces must be allowed to cure (30 days) before applying base coat. Cured plaster should be hard, have a slight sheen and maximum pH of 10; soft, porous or powdery plaster indicates improper cure. Never sand a plaster surface; knife off any protrusions and prime plaster before and after applying patching compound. Poured or pre-cast concrete with a very smooth surface should be etched or abraded to promote adhesion, after removing all form release agents and curing compounds. Remove any powder or loose particles.

Difficult Substrates: Benjamin Moore offers a variety of specialty primers for use over difficult substrates such as plaster, bleeding woods, grease stains, crayon markings, hard glossy surfaces, galvanized metal, or other substrates where paint adhesion or stain suppression is a particular problem. Your Benjamin Moore® retailer can recommend the right problem-solving primer for your special needs.

WARNING! If you scrape, sand, or remove old paint, you may release lead dust. LEAD IS TOXIC. EXPOSURE TO LEAD DUST CAN CAUSE SERIOUS ILLNESS, SUCH AS BRAIN DAMAGE, ESPECIALLY IN CHILDREN. PREGNANT WOMEN SHOULD ALSO AVOID EXPOSURE. Wear a NIOSH approved respirator to control lead exposure. Clean up carefully with a HEPA vacuum and a wet mop. Carefully clean up with a HEPA vacuum and a wet mop. Before you start, find out how to protect yourself and your family by contacting the National Lead Information Hotline at 1-800-424-LEAD or log on to www.epa.gov/lead

Primer/Finish Systems

Aura® Eggshell Finish is self priming on most surfaces. Aura® will act as its own primer, providing the optimal foundation for the subsequent finish coat. On bare substrates two coats are required; previously painted surfaces can be finished with 1 or 2 coats. **Special Note:** For certain deep colors, Aura® Color Foundation must be used to achieve maximum hide and the desired topcoat color. Consult your retailer.

Wood and Engineered Wood Products:
Primer: Fresh Start® Multi-Purpose Latex Primer (023) or Fresh Start® High-Hiding All Purpose Primer (046)
Finish: 1 or 2 coats Aura® Eggshell Finish (524)

Bleeding woods such as cedar and redwood:
Primer: Fresh Start® High-Hiding All Purpose Primer (046) or Fresh Start® Multi-Purpose Oil Based Primer (024)
Finish: 1 or 2 coats Aura® Eggshell Finish (524)

Plaster/Wallboard:
Primer/Finish: 1 or 2 coats of Aura® Eggshell Finish (524)

Rough or Pitted Masonry:
Primer: Ultra Spec® Masonry Interior/Exterior Hi-Build Block Filler (571)
Finish: 1 or 2 coats of Aura® Eggshell Finish

Smooth Poured or Precast Concrete:
Primer/Finish: 1 or 2 coats of Aura® Eggshell Finish (524)

Ferrous Metal (Steel & Iron):
Primer: Ultra Spec® HP Acrylic Metal Primer (HP04) or Super Spec HP® Alkyd Metal Primer (PD6)
Finish: 1 or 2 coats of Aura® Eggshell Finish (524)

Non-Ferrous Metal (Galvanized & Aluminum):
All new metal surfaces must be thoroughly cleaned with Oil & Grease Emulsifier Corotech® V600 to remove contaminants. New shiny non-ferrous metal surfaces that will be subject to abrasion should be dulled with very fine sandpaper or a synthetic steel wool pad to promote adhesion.
Primer: Not required on properly prepared surfaces
Finish: 1 or 2 coats of Aura® Eggshell Finish (524)

Repaint, All Substrates: Prime bare areas with the product recommended for the substrate above.

Application

Mixing of Paint: Stir thoroughly before and during use. Use the same brushing techniques as you would for any low-VOC interior coating. Benjamin Moore recommends an extra firm nylon polyester brush for best results.

Aura® offers excellent flow and leveling. Do not over brush in the attempt to smooth out brush marks.

We recommend the Benjamin Moore® Aura® shed-resistant, 3/8" nap roller cover for best results. Aura® dries faster than other acrylic paints, so avoid lap marks by maintaining a wet edge. Roll out vertical sections in 3' to 4' widths.

If your edge begins to dry or you see that you missed a spot and the paint is already setting up, allow it to dry completely before touching up that area.

This product can also be sprayed; refer to the chart below for spray recommendations.

Thinning/Clean Up

Conditioning with Benjamin Moore® 518 Extender may be necessary under certain conditions to adjust open time or spray characteristics. The chart below is for general guidance.

	Mild conditions Humid (RH > 50%) with no direct sunlight & with little to no wind	Severe conditions Dry (RH < 50%), in direct sunlight or windy conditions
Brush: Nylon / Polyester	No thinning necessary	Add 518 Extender or water.
Roller: 3/8" Aura® Roller Cover		Max of 8 fl. oz. to a gallon of paint.
Spray: Airless Pressure: 1000 - 2000 psi Tip: 0.013-0.017		Never add other paints or solvents.

Clean up: Wash painting tools in warm soapy water immediately after use. Spray equipment should be given a final rinse with mineral spirits to prevent rusting or follow state/local guidelines on solvent use.

USE COMPLETELY OR DISPOSE OF PROPERLY. Dry, empty containers may be recycled in a can recycling program. Local disposal requirements vary; consult your sanitation department or state-designated environmental agency on disposal options.

Environmental Health & Safety Information

Use only with adequate ventilation. Do not breathe spray mist or sanding dust. Ensure fresh air entry during application and drying. Avoid contact with eyes and prolonged or repeated contact with skin. May cause allergic skin reaction. Avoid exposure to dust and spray mist by wearing a NIOSH approved respirator during application, sanding and clean up. Follow respirator manufacturer's directions for respirator use. Close container after each use. Wash thoroughly after handling.

WARNING Cancer and Reproductive Harm – www.P65warnings.ca.gov

FIRST AID: In case of eye contact, flush immediately with plenty of water for at least 15 minutes; for skin, wash thoroughly with soap and water. If symptoms persist, seek medical attention. If you experience difficulty breathing, leave the area to obtain fresh air. If continued difficulty is experienced, get medical attention immediately.

IN CASE OF SPILL – Absorb with inert material and dispose of as specified under Thinning/Clean up.

**KEEP OUT OF REACH OF CHILDREN
PROTECT FROM FREEZING**

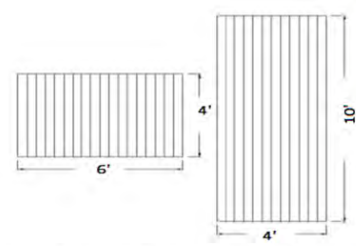
Refer to Safety Data Sheet for additional health and safety information.

Benjamin Moore & Co., 101 Paragon Drive, Montvale, NJ 07645 Tel: (201) 573-9800 Fax: (201) 573-9046 www.benjaminmoore.com M72 524 US 073118
Aura, Benjamin Moore, Color Lock, Fresh Start, GenneX, Green Promise, Super Spec HP, Ultra Spec and the triangle™ symbol are registered trademarks, licensed to Benjamin Moore & Co. This product is not endorsed by or a division of CHPS. This product is provided by Benjamin Moore, not CHPS. All other trademarks belong to their respective owners. © 2010, 2018 Benjamin Moore & Co. All rights reserved.

FINISH CUTSHEETS

W-03

Flexible & Milled Panels



Flexible panels / reconstituted wood
4' x 6' / 4' x 10'

Milled panels / reconstituted wood
4' x 10'

STANDARD SIZE



REAL WOOD- ONLY S13P26



Decorative panels for interior design, provide multiple solutions for any interior surface.

The panels are available with MDF core in 8 types of reconstituted wood species.

Panels supplied milled on the external part, squared, not edged, raw, sanded to be painted.

The core of MDF thickness- 19/32" or 3/16" per request. Panels supplied milled on the external part, squared, not edged, raw, sanded to be painted.

Prices are NOT including shipping fee and Crate fee.

For black MDF increase the price by \$3/SQFT

For FSC certification please increase in 3%

For fireproof MDF support B-s1, d0 increase price in \$3/SQFT


Orders are delivered to a commercial address only

Production time – 6 weeks



Teak

TOKYO P4|6|8|12



C-01

CORIAN® SOLID SURFACE
PRODUCT INFORMATION
NA/ENGLISH



CORIAN® SOLID SURFACE
SHEET PRODUCTS



Vertical, Horizontal Applications

Horizontal or vertical applications

12 mm (1/2") Sheet

	Length	Width
inches	144	30
(mm)	(3,658)	(760)
inches	144	36.6
(mm)	(3,658)	(930)

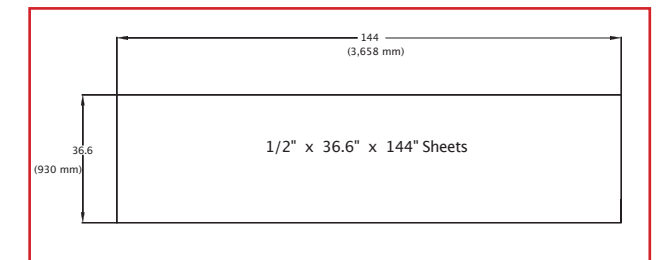
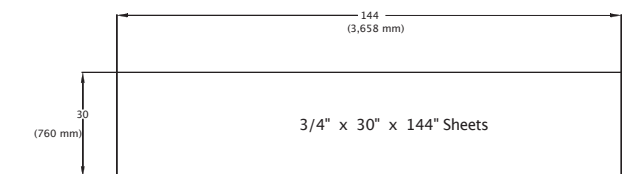
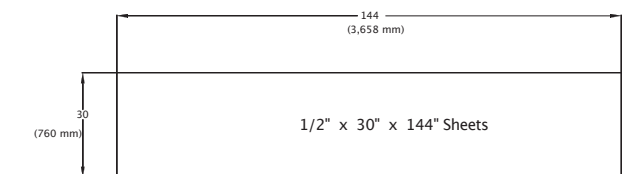
19 mm (3/4") Sheet

	Length	Width
inches	144	30
(mm)	(3,658)	(760)

1/4", 1/2", 3/4" Sheets

Enjoy the ultimate in design flexibility for remodeling and new construction projects.

- Offers design versatility—can be cut, shaped, and thermoformed
- Join sheets together with Joint Adhesive for Corian® to create a sheet of any size
- Can be used in vertical applications, including wall cladding and wet walls
- 1/4" (6 mm) sheet is recommended for vertical use only.
- Can be used in horizontal applications, including: countertops, vanity tops, desktops, islands, tabletops, laboratory tops, workstations and windowsills
- Custom sizes available. Minimum order quantity varies by product
- Custom colors available. Minimum order quantity - 1 sheet
- See *Corian® Solid Surface Sheet Color Options* (K-26836) for available colors





CORIAN® SOLID SURFACE PRODUCT OVERVIEW

PRODUCT NAME

Corian® Solid Surface

MANUFACTURER

Corian® Design
Experimental Station - Building 356
Wilmington, DE 19803
Toll free 1-800-4-CORIAN (1-800-426-7426)
www.corian.com

PRODUCT DESCRIPTION

Basic use

Corian® Solid Surface is an advanced composite product used as an architectural and design material in a variety of residential and commercial applications. Corian® Solid Surface offers design versatility, functionality and durability. Supplied in sheets and shapes, it can be fabricated with conventional woodworking tools into virtually any design. It is the original Solid Surface material made only by DuPont. It is widely accepted as a material for countertops, vanity tops, tub/shower walls, kitchen sinks, vanity basins and laboratory bench tops in numerous markets including lodging, healthcare, banks, boutiques, restaurants.

Composition

Corian® Solid Surface sheet is a solid, nonporous, homogeneous surfacing material, composed of $\approx 1/3$ acrylic resin (also known as polymethyl methacrylate or PMMA), and $\approx 2/3$ natural minerals. These minerals are composed of aluminum trihydrate (ATH) derived from bauxite, an ore from which aluminum is extracted. Corian® Solid Surface sinks and lavatories utilize a acrylic-modified polyester resin. For more information on the composition of the material, please consult the Corian® Solid Surface Safety Data Sheets (SDS) available via the dupont.com website or via your local supplier.

STANDARD PRODUCTS

Corian® Sheets

Available in various standard thicknesses, easily cut to size by professional fabricators.

All colors in the standard color palette are available in 12 mm ($1/2$ ") sheets that are 30" x 144" (760 mm x 3658 mm). Select colors may be available in 19 mm ($3/4$ ") sheet with the same length and width or 6 mm ($1/4$ ") sheets that are 30" x 98" (2490 mm x 760 mm). 36.6", 48", 54" and 60" (930 , 1219, 1372, and 1524 mm) wide sheets are available in select 6 and 12 mm colors. Please consult the Corian® Design website, corian.com or *Corian® Solid Surface Sheet Products* (K-24016) and *Corian® Solid Surface Sheet Color Options* (K-26836) for more details.

Corian® Sinks and Lavatories

A wide range of Corian® sinks and lavatories is available in solid colors for custom integration with Corian® sheets to create a continuous surface. This includes vanity basins in solid colors for bathrooms, and single and double sinks for kitchens, bars and small wash-up areas, hospitals and laboratories. Seamed undermounting eliminates rims that trap dirt and water, minimizing cleaning and maintenance and providing improved hygiene.

The Colors of Corian® Solid Surface

A broad palette of colors allows for an almost unlimited working palette. You can choose a single color; a neutral basis for design; or experiment with eye-catching harmonies. Corian® Solid Surface can also be used as inlays, accents, or as a versatile complement to other materials like metal, wood, stone, etc.

For complete information on colors, refer to corian.com. Hues, patterns and textures are related by style and character. Dark, heavily pigmented Corian® colors will show scratches, dust and ordinary wear and tear more readily than lighter, textured colors. As a result, these colors are recommended for applications where surface contact is light or for use as inlays and accent colors. However, the DeepColor™ series incorporates an innovative, proprietary technology that delivers greater depth of color and increased durability compared to other dark Corian® colors.

Custom Sheets

DuPont can manufacture Corian® sheets in custom colors, patterns and dimensions, within manufacturing capability limits and based on a minimum order quantity.

See *Corian® Shapes* (K-29965) for an overview of dimensions available.

Limitations

Although Corian® Solid Surface can withstand high temperatures, it should be protected against direct heat with hot pads or heat shields.

Use of 6 mm ($1/4$ ") sheets should be restricted to vertical applications or certain furniture applications only. The choice between 12 mm and 19 mm ($1/2$ " and $3/4$ ") is generally based on performance and cost considerations.

Due to the complex blending of natural minerals and man-made acrylics, slight color variations may be found within a sheet or from sheet to sheet of same color. Therefore, checking for color matching is an essential element of sheet inspection before starting fabrication.



Corian® Solid Surface is nonporous so spills and stains remain on the surface. However, some chemicals can stain, discolor or damage the surface of Corian® Solid Surface. These chemicals include strong acids (like concentrated sulfuric acid), ketones (like acetone), chlorinated solvents (like chloroform) or strong solvent combinations (like paint remover). The extent of the damage will depend on the length of contact. Except for strong solvents such as paint remover, short periods of contact will not usually cause severe damage to Corian® Solid Surface. Acid drain cleaners should not be used as they can damage both Corian® Solid Surface and any plastic plumbing beneath. Corian® Solid Surface is not recommended for use in photographic processing laboratories. More information can be found in *Corian® Chemical Resistance* (K-27406). In some hospitals and laboratories where strong disinfectants come in contact with Corian® applications, the recommendation is to use solid colors and avoid extended contact.

PERFORMANCE PROPERTIES AND CHARACTERISTICS

Since its introduction in 1967, Corian® Solid Surface has proven itself to be remarkably durable, versatile and easy to live with in both the home and commercial environments.

Typical performance properties of Corian® products are shown in *Corian® Performance Properties* (K-26829). The performance of Corian® sheets may vary according to the thickness of the material, its aesthetics and surface finish.

Colors and patterns run through the entire thickness of the material and cannot wear away or delaminate. Joints can be glued inconspicuously, making virtually unlimited surfaces possible.

Corian® Solid Surfaces are restorable, meaning they can be fully restored with ordinary mild abrasive cleansers and a scouring pad. Cigarette burns, for example, can be easily removed in this way. Damage caused by abuse can usually be repaired on site without having to completely replace the material.

Corian® Solid Surface is nonporous with a smooth, seamless appearance. With proper cleaning, the material does not promote the growth of mold, mildew and bacteria.

Corian® Solid Surface is nontoxic and nonallergenic to humans. Corian® Solid Surface meets or exceeds emissions guidelines for volatile organic compounds (VOCs), hazardous air pollutants (HAPs) and has achieved GREENGUARD GOLD Certification.

When burned, it releases mainly carbon oxides and the smoke generated is optically light and does not contain toxic halogenated gases. Because of these properties, Corian® Solid Surface is used in public spaces and delicate applications such as airport check-in counters, wall and work surfaces in hospitals and hotels.

Corian® Solid Surface sheets can be thermoformed in wooden or metal molds at controlled temperatures in order to create various 2D and 3D design objects. Embossing effects can also be created.

The translucency of Corian® sheet is especially striking in the lighter colors as well as in thinner sheets. As a result, many designers are using it to create lamps or lighting effects in various applications.

Inlaying Corian® Solid Surface with different materials or with different colors of Corian® is possible and can enhance the inherent beauty of the material. Inlays and logos can also be created on Corian® Solid Surface using dye sublimation or direct printing techniques.

FABRICATION AND INSTALLATION

Corian® Design trains and certifies fabricators and installers who are provided detailed information regarding proper procedures; the following is a general overview, not a comprehensive guide to proper use.

Seams

To minimize material usage and facilitate installation, a corner block of Corian® Solid Surface should be made square (butt) rather than mitered. The edges to be joined should be straight, smooth and clean. Some seams need to be reinforced (see fabrication manual for details). Joints should only be made with Corian® Joint Adhesive. Cutouts should be made with a router equipped with a sharp carbide bit, with a minimum diameter of $3/8$ " (10 mm). All corners of a cutout must be rounded to 5 mm radius and the edges smoothed, both on top and bottom, all around a cutout. "L" and "U" shaped corners need smooth, $3/16$ " (5 mm) radius inside corners. For hob cutouts, corners should be reinforced with a Corian® corner block. See fabrication manual for more details.

Some Corian® Solid Surface colors that feature random veins and irregular patterns require special considerations regarding the seams. Please refer to the related technical bulletin for best practices in fabrication of these colors.

Sealants and Adhesives

Corian® Solid Surface is compatible with many commercially available caulks and sealants. 100% silicone products are recommended. Vertical panels of Corian® may be installed over suitable substrates, including water-resistant gypsum board, marine-grade plywood and ceramic tiles. In case a support is needed, apply perimeter frame or full support direct to Corian® using large beads of flexible adhesive leaving a space with a minimum thickness of $1/16$ " (1.5 mm).

For making seams in countertops, repairs and custom edges, color-coordinated Corian® Joint Adhesive should be used. When used in accordance with manufacturer's instructions, it provides a smooth and inconspicuous joint. Corian® Joint Adhesive is available from Corian® Design or its distributors.

Clearances

The minimum expansion clearance in inches for Corian® Solid Surface is 2.2×10^{-5} in./in.°F x (length of the piece of Corian® Solid Surface in inches) x (biggest temperature range expected in °F) In mm the minimum expansion clearance is 3.9×10^{-5} mm/mm °C x (length of the piece of Corian® Solid Surface in mm) x (biggest temperature range expected in °C). Joints to be caulked should be a minimum of $1/16$ " (1.5 mm) wide to allow satisfactory sealant penetration and expansion.

FINISH CUTSHEETS

C-01

CORIAN® SOLID SURFACE
PRODUCT BULLETIN
NA/ENGLISH



CORIAN® SOLID SURFACE PRODUCT OVERVIEW

Precautions

Product dimensions are nominal. If tolerances are critical, review your needs with a Corian® specialist.

AVAILABILITY AND COST

Availability

Corian® Design sheet, shape, and accessory products are readily available through a worldwide network of Distributors and certified Fabricators/Installers.

Cost

Cost varies with color, thickness, and width as well as custom fabrication and installation details.

WARRANTY

DuPont offers limited commercial and residential warranties.

MAINTENANCE

Preventing Damage to Corian® Solid Surface

Avoid prolonged exposure to strong chemicals such as acids, bases, and organic solvents. Spills should be cleaned up promptly. Refer to *Corian® Chemical Resistance* (K-27406) for additional details regarding chemical exposures, and *Corian® Solid Surface Care and Maintenance for Facility Managers* (K-29810) for clean up, and general maintenance. In case of exposure outside the specifications listed in the Class I Reagents section, the 10-year limited product warranty will be void and handled as a case of abuse. While unaffected by minor impacts, Corian® Solid Surface can be damaged by heavy impacts, especially from pointed objects. It can also be damaged by excessive heat. A local Corian® Design specialist can help you include appropriate heat management into your designs.

Repairing Corian® Solid Surface

Corian® Solid Surface provides superior value by being inconspicuously repairable in most cases. Minor cuts, scratches, and stains can be removed by owners using fine sandpaper and Scotch-Brite™ pads. Deeper cuts or impact damage such as cracks may require an authorized Corian® fabricator/installer to make inconspicuous repairs.

ADDITIONAL INFORMATION

For additional information or support please contact your local distributor, visit corian.com or call 1-800-4-CORIAN (800-426-7426).

REFERENCED DOCUMENTS

Corian® Performance Properties (K-26829)

Corian® Chemical Resistance (K-27406)

Corian® Commercial (Product Only) 10-Year Limited Warranty For North America (K-30071)

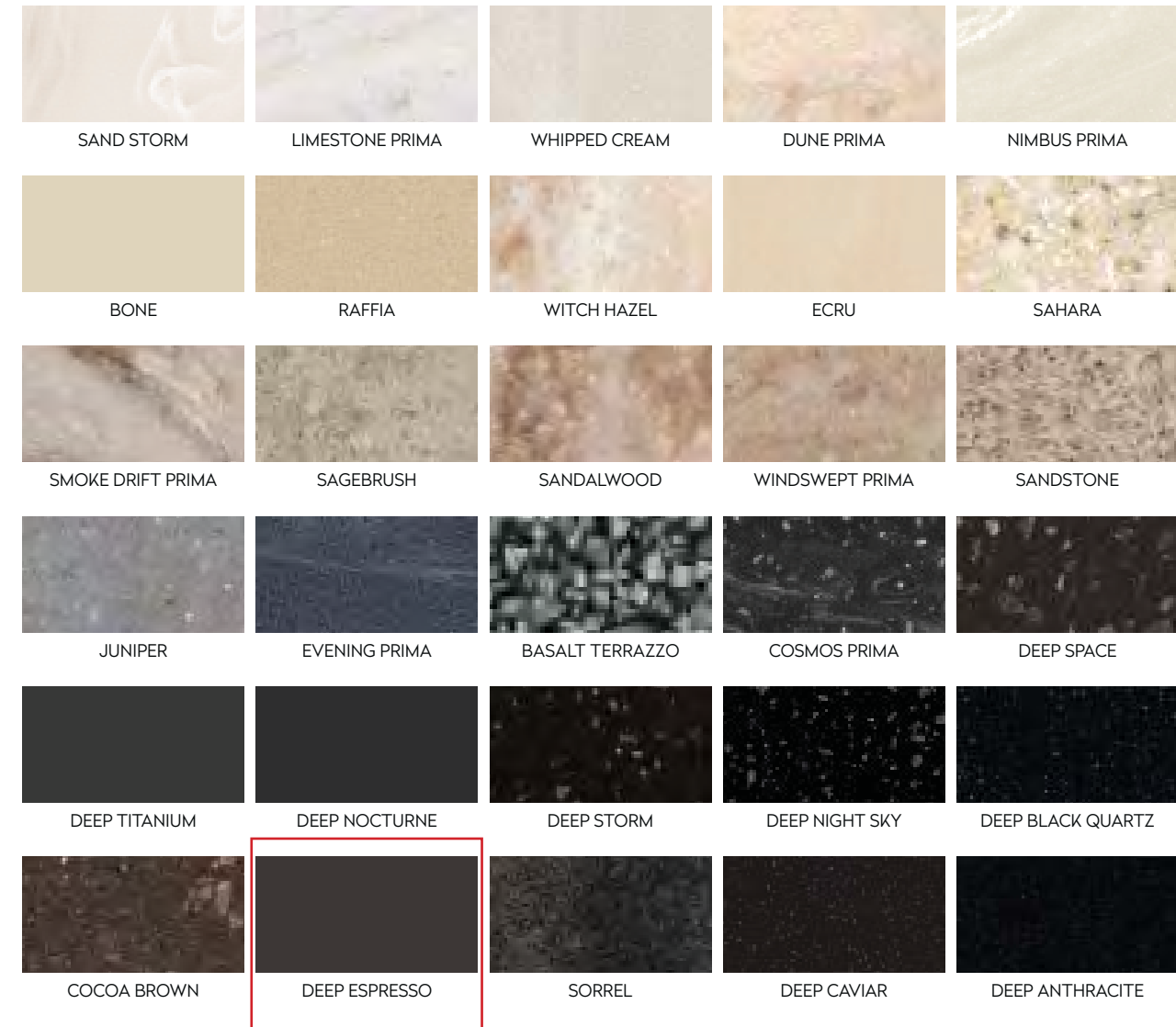
Corian® 10-Year Limited Residential Warranty For North America (K-30070)

Corian® Solid Surface Sheet Products (K-24016)

Corian® Solid Surface Sheet Color Options (K-26836)

Corian® Solid Surface Care and Maintenance for Facility Managers (K-29810)

C-01



PLEASE VISIT OUR WEB SITE: WWW.CORIAN.COM OR CONTACT YOUR CORIAN® REPRESENTATIVE FOR MORE INFORMATION ABOUT CORIAN® SOLID SURFACE

This information is based on technical data that DuPont Specialty Products USA, LLC and its affiliates ("DuPont") believe to be reliable, and is intended for use by persons having technical skill and at their own discretion and risk. DuPont cannot and does not warrant that this information is absolutely current or accurate, although every effort is made to ensure that it is kept as current and accurate as possible. Because conditions of use are outside DuPont's control, DuPont makes no representations or warranties, express or implied, with respect to the information, or any part thereof, including any warranties of title, non-infringement of copyright or patent rights of others, merchantability, or fitness or suitability for any purpose and assumes no liability or responsibility for the accuracy, completeness, or usefulness of any information. This information should not be relied upon to create specifications, designs, or installation guidelines. The persons responsible for the use and handling of the product are responsible for ensuring the design, fabrication, or installation methods and process present no health or safety hazards. Do not attempt to perform specification, design, fabrication, or installation work without proper training or without the proper personal protection equipment. Nothing herein is to be taken as a license to operate under or a recommendation to infringe any patents. DuPont shall have no liability for the use of or results obtained from such information, whether or not based on DuPont's negligence. DuPont shall not be liable for (i) any damages, including claims relating to the specification, design, fabrication, installation, or combination of this product with any other product(s), and (ii) special, direct, indirect or consequential damages. DuPont reserves the right to make changes to this information and to this disclaimer. DuPont encourages you to review this information and this disclaimer periodically for any updates or changes. Your continued access or use of this information shall be deemed your acceptance of this disclaimer and any changes and the reasonableness of these standards for notice of changes.

The Corian® Solid Surface Logo and Corian® and all trademarks and service marks denoted with "™", "®" or "®" are owned by affiliates of DuPont de Nemours, Inc. unless otherwise noted. © 2021 DuPont.

DuPont™ and Corian® are a trademark and a registered trademark of DuPont de Nemours, Inc. or its affiliates. Copyright © 2021 of DuPont de Nemours, Inc. or its affiliates, all rights reserved.



FINISH CUTSHEETS

S-01

la roche di rex

FLORIM OVERSIZE
magnUm[®]

Cambiano le prospettive del progetto contemporaneo: dimensioni sorprendenti in soli 6 mm di spessore, leggero, versatile, resistente, esteticamente fuori dall'ordinario.

Modern design perspectives are changing: Amazing sizes in a thickness of just 6 mm, light, versatile and strong, with extraordinary aesthetic appeal.

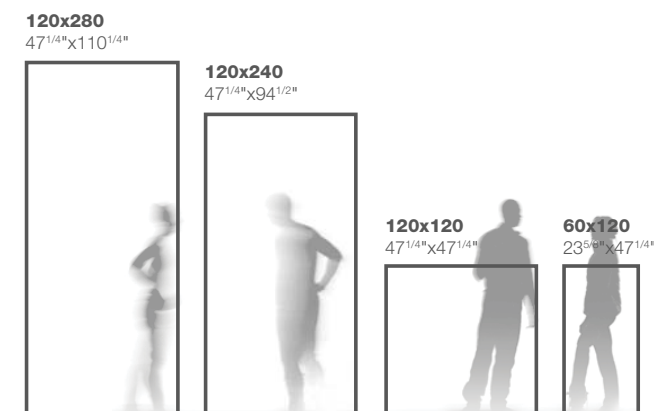
Les perspectives de la conception contemporaine évoluent: dimensions surprenantes 6 mm d'épaisseur seulement, léger, polyvalent, résistant, esthétique originale.

Die Perspektiven der heutigen Projekts ändern sich: überraschende Größen mit nur 6 mm Stärke, leicht, vielseitig, widerstandsfest, außergewöhnlich schön und natürlich.

Cambia el panorama del diseño contemporáneo: tamaño sorprendente en sólo 6 mm de espesor, ligero, versátil, resistente, estéticamente fuera de lo común.

Современный дизайн покоряет новые горизонты: грандиозные размеры при толщине всего 6 мм, легкость, универсальность, прочность, неординарная эстетика.

6 MM ¼" ↓



PLUS

Grandissimi formati, fino a 160x320 cm.
Soli 6 mm di spessore.
Possibilità di tagli di qualsiasi forma e dimensione.
Facile da trasportare e movimentare.
Posa sia a pavimento che a rivestimento.
Elevata resa estetica.
Notevole resistenza alle sollecitazioni.

Extra-large sizes, up to 160x320 cm.
Only 6 mm thick.
Possibility of cutting any shape and size.
Easy transport and handling.
Laying on both floors and walls.
High aesthetic yield.
Considerable stress resistance.

Très grands formats, jusqu'à 160x320 cm.
6 mm d'épaisseur seulement.
Possibilité de coupe de tous formats et dimensions.
Transport et manutention faciles.
Pose murale et au sol.
Rendu esthétique élevé.
Résistance importante aux sollicitations.

Ultragroße Formate, bis zu 160x320 cm.
Nur 6 mm Stärke.
Die Möglichkeit, jede beliebige Form und Größe zu schneiden.
Leicht zu transportieren und zu handhaben.
Verlegung sowohl am Boden als auch an der Wand.
Hoher ästhetischer Anspruch.
Beachtliche Resistenz gegen Beanspruchungen.

Formatos muy grandes, de hasta 160x320 cm.
Sólo 6 mm de espesor.
Posibilidad de cortes de cualquier forma y tamaño.
Fácil de transportar y manejar.
Colocación en pavimentos y revestimientos.
Altos resultados estéticos.
Considerable resistencia a las tensiones.

Мега-форматы до 160x320 см.
Толщина всего 6 мм.
Возможность резки до любой формы и размеров.
Простота транспортировки и перемещения.
Возможность покрытия пола и облицовки стен.
Восхитительная эстетика.
Впечатляющие прочностные характеристики.

S-01



FINISH CUTSHEETS

S-01

la roche di rex

gres fine porcellanato - fine porcelain stoneware - grès cérame fin - feinsteinzeug-kollektionen - gres porcelánico fino - Фарфоровый керамогранит
Squadrato - Squared - Equarri - Rektifiziert - Escuadrado - обтесанный

10 mm 3/8"		60x120 23 ^{5/8} "x47 ^{1/4} "	80x80 31 ^{1/2} "x31 ^{1/2} "	40x80 15 ^{3/4} "x31 ^{1/2} "	60x60 23 ^{5/8} "x23 ^{5/8} "	40x80 15 ^{3/4} "x31 ^{1/2} "	80x80 31 ^{1/2} "x31 ^{1/2} "
Spessore / Thickness / Epaisseur / Dicke / Espesor / Толщина						bordo dritto	bordo dritto
		naturale anticato				smooth	
la roche blanc		741767	742034	742038	742211	742714	742710
la roche ecru		741784	742035	742039	742212	742716	742712
la roche grey		741785	742036	742040	742213	742715	742711
la roche mud		741786	742037	742041	742214	742717	742713


In relazione alle differenti tecnologie produttive l'accostamento di prodotti con spessori diversi potrebbe presentare delle disomogeneità, se ne sconsiglia pertanto l'abbinamento. / Due to the different production technologies, contiguous installation of products with different thickness may give a non-homogeneous result. For this reason we do not recommend this option. / Vu que différentes technologies de production sont utilisées avec des épaisseurs différentes, des problèmes d'homogénéité pourraient se présenter, il est donc déconseillé de les poser ensemble. / Wegen unterschiedlicher Produktionstechnologien können die Fliesen mit verschiedenen Materialstärken optische Differenzen aufweisen. Von einem direkten Anranderlegen wird deshalb abgeraten. / Debido a las diferentes tecnologías productivas, la combinación de productos de diferentes espesores podría dar lugar a heterogeneidad, por lo que se desaconseja mezclarlas. / В связи с различием в технологиях производства, сочетание продукции разной толщины иногда может представлять неоднородность материала. Такие сочетания следует избегать.

6 mm 1/4"		120x240 47 ^{1/4} "x94 ^{1/2} "	120x280 47 ^{1/4} "x110 ^{1/4} "	120x120 47 ^{1/4} "x47 ^{1/4} "	60x120 23 ^{5/8} "x47 ^{1/4} "	4,6x80 1 ^{3/4} "x31 ^{1/2} "	30x30 11 ^{1/4} "x11 ^{1/4} "	30x30 11 ^{1/4} "x11 ^{1/4} "
Spessore / Thickness / Epaisseur / Dicke / Espesor / Толщина						battiscopa	mosaico tessere 7,5x7,5	muretto tessere 7,5x15
FLORIM OVERSIZE magnum		smooth				smooth		
la roche blanc		744488	758829	744493	744498	747880	747765	747795
la roche ecru		744490	758831	744495	744500	747881	747766	747796
la roche grey		744489	758830	744494	744499	747882	747767	747797

S-02



INDUSTRIAL STEEL



GRES FINE PORCELLANATO/FINE PORCELAIN STONWARE/GRES CERAME FIN/FEINSTENZEUG-KOLLEKTIONEN/GRES PORCELANICO FINO/ФАРФОРОВЫЙ КЕРАМОГРАНИТ
SQUADRATO - SQUARED - EQUARRI - REKTIFIZIERT - ESCUADRADO - КАЛИБРОВАННАЯ

V2
MODERATE

6 mm 1/4"	COLOR	SURFACE	160x320	120x280	120x240	120x240 R+PTV	80x240	160x160	80x160	120x120	120x120 R+PTV	60x120	80x80
-----------	-------	---------	---------	---------	---------	------------------	--------	---------	--------	---------	------------------	--------	-------

PRAXES



INDUSTRIAL

GRES FINE PORCELLANATO / SQUADRATO - FINE PORCELAIN STONEWARE / SQUARED - GRES CERAME FIN / EQUARRI
FEINSTEINZEUG-KOLLEKTIONEN/ REKTIFIZIERT - GRES PORCELANICO FINO/ ESCUADRADO - ФАР-ФОРОВЫЙ КЕРАМОГРАНИТ/ КАЛИБРОВАННАЯ

CARATTERISTICHE TECNICHE - TECHNICAL CHARACTERISTICS - CARACTERISTIQUES TECHNIQUES - TECHNISCHE EIGENSCHAFTEN - CARACTERÍSTICAS TÉCNICAS - технические характеристики				
<p>Lastra in gres fine porcellanato non smaltato. Piastrelle di ceramica pressate a secco. Characteristics of quality secondo i test di controllo previsti dalla norma E.N. 14411. Appendix G gruppo B1a UGL. / Unglazed porcelain stoneware slabs. Dry-pressed ceramic tiles. Quality specifications, according to control tests of E.N. 14411. Appendix G group B1a UGL. / Dalles en gres cérame fin non émaillé. Carreaux céramiques pressés à sec. Caractéristiques de qualité d'après les essais de contrôle norme E.N. 14411. Appendice G groupe B1a UGL. / Nicht glasierte und vollständig gestrichelte Feinsteinzeugplatten. Trocken gepresste Keramikfliesen. Qualitätseigenschaften nach Normen E.N. 14411. Anhang G Gruppe B1a UGL. / Planchas de gres porcelánico fino no esmaltado. Baldosas de cerámica pesadas en seco. Características de calidad según las Normas EN 14411. Apéndice G grupo B1a UGL. / Плиты из неглазурированного фарфорового керамогранита. Керамическая плитка сухого прессования. Характеристики качества согласно контрольным тестам, предусмотренным нормой E.N. 14411, приложение G группы B1a UGL.</p>				
RIFERIMENTO NORMA REFERENCE STANDARD REFERÉNCIA NORMA REFERENZIA NORMA СТАНДАРТ	PRESCRIZIONE STANDARD REQUIREMENTS PRESCRIPTIONS ANFORDERUNGEN PRESCRIPTION ТРЕБОВАНИЕ		RESULTATI TESTI TEST RESULTS RESULTATS DES ESSAIS PRUEBAS RESULTADOS TESTES РЕЗУЛЬТАТЫ ТЕСТОВ	
	N ≥ 15 cm		naturale matte	R+PTV
	(%)	(mm)		
	ISO 10545-2	±0,6%	±2,0 mm	±0,15%
	ISO 10545-2	±5,0%	±0,5 mm	±5%
	ISO 10545-2	±0,5%	±1,5 mm	±0,1%
	ISO 10545-2	±0,5%	±2,0 mm	±0,2%
	ISO 10545-2	±0,5%	±2,0 mm	±0,2%
	ISO 10545-2		8,95% min delle piastrelle deve essere esente da difetti visibili. At least 95% of the tiles must be free from visible flaws. 95% min des carreaux ne doivent présenter aucun défaut visible. / Mindestens 95% der Fliesen müssen frei von sichtbaren Mängeln sein. / El 95% de las baldosas tiene que estar exento de defectos visibles. / min. 95% плитка не должны иметь видимых дефектов	CONFORME CONFORME CONFORME CONFORME COOTBETC BV/ET
	ISO 10545-3	< 0,5%		valore medio 0,8 %
	ISO 10545-4		≥ 700	valore medio 1350 N(*)
	ISO 10545-4		35 MIN.	valore medio 52 N/mm ² (*)
	ISO 10545-6		< 175 mm ³	valore medio 140 mm ³
	ISO 10545-9		Metodo di prova disponibile / Available testing method Método de ensayo disponible / Verfügbare Prüfmethode Método de ensayo disponible / Иллюстрированный метод испытания	RESISTE - RESISTANT RESISTE - ÉProuvé RESISTE - УСТОЙЧИВ
	ISO 10545-12		RICHESTA - REQUIRED REQUIRE - GEFORDERT REQUERIDA - SAITPOC	RESISTE - RESISTANT RESISTE - ÉProuvé RESISTE - УСТОЙЧИВ
	ISO 10545-14		Metodo di prova disponibile / Available testing method Método de ensayo disponible / Verfügbare Prüfmethode Método de ensayo disponible / Иллюстрированный метод испытания	Classe 4
	DM 1/2/2007 Reg. CE 1935/2004		Valore dichiarato per superfici GL con impieghi su piani di lavoro Declared value for GL surfaces used on worktops Valeur déclarée pour surfaces GL utilisées sur plans de travail Angegebener wert für GL-oberflächen zum gebrauch als arbeitsplatten Valor declarado para acabados GL utilizados para superficies de trabajo Заявленное значение для глазурированных поверхностей, с использованием на рабочих столах	CONFORME CONFORME CONFORME CONFORME COOTBETC BV/ET
	ISO 10545-13		COME DICHIARATO DAL PRODUTTORE SEE MANUFACTURER'S DECLARATION SELON DECLARATION DU PRODUCTEUR ENTSPRECHEND DER HERSTELLERANGABEN TAL COMO DECLARA EL FABRICANTE КАК ЗАЯВЛЕНО ПРОИЗВОДИТЕЛЕМ	ULA UHA
			MIN B	UA
	DIN 5130		-	R9
	DIN 51097		-	CLASSE A+B
	BS 7976		-	PTV > 36 wet slider 4S
	DOCF (section 9.6 ANSI A 137.1.2012)		-	> 0,42 wet > 0,42 wet

Per un effetto ottimale della posa, florim suggerisce di mantenere 2 mm di fuga per pose monofornate e 3 mm per combinare formati misti. / For optimal installation results, florim recommends maintaining a joint of 2 mm 1/12" for single format installations and 3 mm 1/8" to combine mixed formats. / Pour réaliser une pose parfaite, florim suggère de maintenir 2 mm de joint pour la pose des monofornats, et 3 mm pour les combinaisons de formats mixtes. / Um einen optimalen effekt beim verlegen zu erzielen empfielt florim eine 2 mm luge bei einfarbigen verlegungen und 3 mm luge bei formatkombinationen. / Para lograr los máximos resultados en la posa del producto, florim aconseja 2 mm de junta en aplicaciones monofornato y 3 mm en combinaciones de formatos mixtos. / ЦІЛІЙ ОПТИМАЛЬНОЇ УКЛАДКИ: ФОРМІ РІВНОМІСНОГО ФОРМАТУ - 2 ММ ЦІЛІЙ МОНОФОРМАТК. І 3 ММ ПРИ СМІШКИНІХ ФОРМАТК.

TEST EFFETTUATO SU FORMATO 80x80 cm

TEST PERFORMED ON 80x80 cm SIZE - TEST EFFECTUÉ SUR FORMAT 80x80 cm - PRUEBAS REALIZADAS EN TAMAÑO 80x80 cm - TEST AUF DEM FORMAT 80x80 cm DURCHFÜHRT / Испытание было проведено на размере 80x80 см

Posa del materiale / Laying
Posa a pavimento / Floor installation

Il primo passo per la posa del materiale è verificare che il sottofondo sia privo di fessurazioni, correttamente stagionato ed omogeneo, pulito e planare. La massima deviazione di planarità accettabile è 1mm con staggia da 2 metri.



Check the laying substrate has no cracks, it is homogeneous and mature, totally clean and flat. Maximum deviation from flatness of 1mm per 2 meters length measured.

Applicare il collante sul retro della lastra con una spatola con denti da 3mm (1). Il collante consigliato è classe C2TE S1 ed è necessario stenderlo lungo una sola direzione (2).



First apply the adhesive onto the back of the slab with a 3mm-tile trowel (1). The recommended adhesive is C2TE S1 and it must be spread over in one direction only (2).

Stendere contemporaneamente la colla sul sottofondo (3). L'applicazione del collante deve essere effettuata con l'utilizzo di una spatola a denti tondi da 15mm o denti inclinati da 10mm, seguendo la stessa direzione precedentemente applicata sul retro della lastra (4).



At the same time, spread the adhesive onto the floor substrate (3) using a 15mm U-notch or a 10mm V-notch trowel and following the same direction as previously applied to the back of the slab (4).



FINISH CUTSHEETS

S-01~02

FLORIM OVERSIZE
magnUm

Utilizzando l'apposito telaio a ventose posizionare la lastra sul letto di colla **(5,6)**, facendo attenzione a mantenere una fuga minima di 3mm.

Using the appropriate sucker frame, position the slab on the adhesive bed **(5,6)**, being careful to maintain a minimum joint of 3mm.

Per assicurare il completo incollaggio e la completa fuoriuscita dell'aria, battere la lastra con l'apposito frattazzo antirimbazzo in gomma **(7)**. È importante che il processo sia effettuato partendo dal centro verso gli spigoli.

Tap the slab with a rubber trowel for a complete fixing **(7)**, ensuring the air is expelled. It is recommended to start from the centre of the slabs and then move towards the edges.



S-01`02

Posa del materiale / Laying Posa a pavimento / Floor installation

Completare poi le operazioni di posa utilizzando un sigillante adeguato e mantenendo una fuga di almeno 3mm tramite l'impiego di distanziali **(8)**.

Per agevolare questa fase, esiste in commercio un dispositivo accosta-lastre **(9)**, appositamente ideato.

Complete the laying operations using a suitable sealant, while keeping at least a 3mm joint through the use of spacers **(8)**.

To make this task easier, use the special device for pulling over the slabs, available on the market **(9)**.

Si consiglia l'uso di cunei livellanti **(10)** da applicare in corrispondenza degli spigoli e a ogni metro lineare della lastra **(11)**, per evitare eventuali dislivelli tra lastre adiacenti.

Levelling wedges at each linear metre of the slabs are recommended **(10-11)**.



FURNITURE CUTSHEETS

F-01

TRACE Work Surface Supporting Lateral File



FEATURES

- Two file bars are included in each file drawer, for side-to-side filing
- File drawer bin will accommodate A4, Letter, and Legal size filing
- Includes top channels for mounting under a work surface
- Counterweight is not required if installed beneath a desk work surface or otherwise anchored or ganged to another cabinet
- Not to be used as a freestanding cabinet, because no counterweight is included
- The inside dimension of the bottom lateral drawer are: height - 10.75", width - 27.3", depth - 16.0"

OPTIONS AND ACCESSORIES

- Laminate drawer fronts may be specified
- Polyethylene drawer front fillers increase sound absorption
- Individually locking drawers, either keyed or electronic
- File conversion bars for front-to-back filing
- Magnetic label

Drawer Load Capacity

- 30", 36", 42" drawer: 125 lbs

Lock System



- Includes randomly-assigned UM Series locks - black-faced, master-keyed, and core-removable. Other key series are available, including bright nickel LL, and Knoll K

AVAILABLE LOCKS & FRONTS



ORDERING GUIDE

H	D	W	Drawer Options	Pkg Wt	Pkg Cube	Part #	Front	Part #	Metal Color	Part #	Price
27-3/4	18-1/4	30	2 drawer	80 lb	11.8 ft	RG	?	C301	?	NT	\$1,034
27-3/4	18-1/4	36	2 drawer	102 lb	14.0 ft	RG	?	C401	?	NT	\$1,104
27-3/4	18-1/4	42	2 drawer	115 lb	16.2 ft	RG	?	C501	?	NT	\$1,207



Pg 2/2
060221

F-02

TRACE Work Surface Supporting Pedestals



File/File



Box/Box/File



Box/Box/Box/Box



Pencil/Box/File

FEATURES

- Top channels are exposed, to attach to underside of work surface
- Special 27" and 24-3/4" heights accommodate low profile work surfaces
- Counterweight not included; a Work Surface Supporting Pedestal cannot be used in a freestanding application
- Drawers can accommodate letter, legal, and ledger filing. Legal and ledger filing require a file drawer divider, sold separately

BASIC CONSTRUCTION

- Four leveling glides with 1-5/8" adjustment ensure proper alignment and operation
- Leveling glides are not interchangeable with casters

DRAWER LOAD CAPACITY


- 3" pencil box drawer: 50 lbs
- 6" box drawer: 50 lbs
- 12" file drawer: 70 lbs

OPTIONS AND ACCESSORIES

- Box drawer dividers snap into position and remain in place
- File drawer dividers snap into position to accommodate side-to-side filing
- Pencil trays include four compartments and sit on top of the sides of the box or file drawer bin
- Laminate drawer fronts may be specified
- Polyethylene drawer front fillers increase sound absorption

LOCK SYSTEM

- Includes UM series locks, keyed alike, black-faced, master-keyed, and core-removable (may be keyed-alike in the field)
- To specify an electronic lock instead of keyed lock, add an "E" after the "U" or "T" of the part number and add \$350 to the list price




Pg 2/3
060221

FURNITURE CUTSHEETS

F-02

TRACE Work Surface Supporting Pedestals


AVAILABLE LOCKS & FRONTS



ORDERING GUIDE

H	D	W	Drawer Options	Pkg Wt	Pkg Cube	Part #	Front	Part #	Metal Color	Price
27-3/4	17-7/8	15-1/4	file/file	51 lb	7.2 ft	EL	?	2909	?	\$581
27-3/4	17-7/8	15-1/4	box/box/file	53 lb	7.2 ft	EL	?	2911	?	\$631
27-3/4	17-7/8	15-1/4	box/box/box/box	56 lb	7.2 ft	EL	?	2910	?	\$645
27-3/4	21-7/8	15-1/4	file/file	56 lb	8.6 ft	EL	?	3009	?	\$586
27-3/4	21-7/8	15-1/4	box/box/file	59 lb	8.6 ft	EL	?	3011	?	\$641
27-3/4	21-7/8	15-1/4	box/box/box/box	56 lb	8.6 ft	EL	?	3010	?	\$673
27-3/4	27-7/8	15-1/4	file/file	67 lb	10.6 ft	EL	?	3109	?	\$667
27-3/4	27-7/8	15-1/4	box/box/file	70 lb	10.6 ft	EL	?	3111	?	\$699
27-3/4	27-7/8	15-1/4	box/box/box/box	67 lb	10.6 ft	EL	?	3110	?	\$726
27	17-7/8	15-1/4	file/file	51 lb	7.2 ft	EL	?	3809	?	\$606
27	17-7/8	15-1/4	box/box/file	53 lb	7.2 ft	EL	?	3811	?	\$664
27	21-7/8	15-1/4	file/file	55 lb	8.4 ft	EL	?	3309	?	\$612
27	21-7/8	15-1/4	box/box/file	58 lb	8.4 ft	EL	?	3311	?	\$676
24-3/4	21-7/8	15-1/4	pencil/box/file	56 lb	8.2 ft	EL	?	2719	?	\$707
24-3/4	27-7/8	15-1/4	pencil/box/file	67 lb	10.2 ft	EL	?	2819	?	\$769

Available Fronts	box and file drawers	A	B	D	F	H	I	N	P	Q	S
	pencil drawers	A						N		Q	S



Pg 3/3
060221

F-03

TRACE Single Lockers

Part #	Description	Base Price	Laminate Door	E-Lock	E-Lock Mini	E-Lock RFID	Hasp	Slope Top	Pkg Wt	Pkg Cube
4R28	27-3/4"h x 18"d x 12"w	\$897	+\$271	+\$350	+\$283	+\$361	+\$50	+\$226	40 lb	3.9 ft
3X28	27-3/4"h x 18"d x 15"w	\$903	+\$314	+\$350	+\$283	+\$361	+\$50	+\$231	45 lb	5.9 ft
3328	34-3/4"h x 18"d x 12"w	\$960	+\$289	+\$350	+\$283	+\$361	+\$50	+\$226	46 lb	4.3 ft
4X28	34-3/4"h x 18"d x 15"w	\$965	+\$344	+\$350	+\$283	+\$361	+\$50	+\$231	51 lb	7.3 ft
3P28	39-7/8"h x 18"d x 12"w	\$1,021	+\$308	+\$350	+\$283	+\$361	+\$50	+\$226	55 lb	6.5 ft
8P28	39-7/8"h x 24"d x 12"w	\$1,038	+\$308	+\$350	+\$283	+\$361	+\$50	+\$226	66 lb	8.8 ft
5X28	39-7/8"h x 18"d x 15"w	\$1,027	+\$378	+\$350	+\$283	+\$361	+\$50	+\$231	61 lb	8.3 ft
6X28	39-7/8"h x 24"d x 15"w	\$1,053	+\$378	+\$350	+\$283	+\$361	+\$50	+\$231	72 lb	10.7 ft
9P28	39-7/8"h x 18"d x 18"w	\$1,032	+\$427	+\$350	+\$283	+\$361	+\$50	+\$242	64 lb	9.7 ft
7P28	39-7/8"h x 24"d x 18"w	\$1,067	+\$427	+\$350	+\$283	+\$361	+\$50	+\$242	77 lb	12.6 ft
7M28	51-3/8"h x 18"d x 12"w	\$1,238	+\$350	+\$350	+\$283	+\$361	+\$50	+\$226	69 lb	8.24 ft
6M28	51-3/8"h x 24"d x 12"w	\$1,297	+\$350	+\$350	+\$283	+\$361	+\$50	+\$226	83 lb	11 ft
7X28	51-3/8"h x 18"d x 15"w	\$1,244	+\$452	+\$350	+\$283	+\$361	+\$50	+\$231	75 lb	10.4 ft
8X28	51-3/8"h x 24"d x 15"w	\$1,304	+\$452	+\$350	+\$283	+\$361	+\$50	+\$231	90 lb	13.6 ft
1P28	51-3/8"h x 18"d x 18"w	\$1,248	+\$461	+\$350	+\$283	+\$361	+\$50	+\$242	78 lb	12 ft
9N28	51-3/8"h x 24"d x 18"w	\$1,311	+\$461	+\$350	+\$283	+\$361	+\$50	+\$242	89 lb	16.1 ft
1N28	65-7/8"h x 18"d x 12"w	\$1,270	+\$484	+\$350	+\$283	+\$361	+\$50	+\$226	82 lb	11 ft
9M28	65-7/8"h x 24"d x 12"w	\$1,327	+\$484	+\$350	+\$283	+\$361	+\$50	+\$226	100 lb	14.3 ft
9X28	65-7/8"h x 18"d x 15"w	\$1,363	+\$608	+\$350	+\$283	+\$361	+\$50	+\$231	89 lb	13.4 ft
1Y28	65-7/8"h x 24"d x 15"w	\$1,426	+\$608	+\$350	+\$283	+\$361	+\$50	+\$231	108 lb	17.4 ft
8N28	65-7/8"h x 18"d x 18"w	\$1,457	+\$638	+\$350	+\$283	+\$361	+\$50	+\$242	93 lb	15.2 ft
7N28	65-7/8"h x 24"d x 18"w	\$1,526	+\$638	+\$350	+\$283	+\$361	+\$50	+\$242	112 lb	20.4 ft

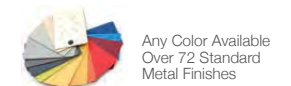
Hinge
L Left
R Right

Available Locks
UM (default)
LL
K
E

Available Fronts
A Full Pull
S Satin Nickel Loop
Q Bar Pull
E Electronic Lock
V Venting (select A, S, Q pull, or electronic lock)
M Mail Slot (select A, S, Q pull, or electronic lock)

Paint & Laminate
See Finish Center for available options

Note: When selecting E-lock only E or A fronts can be used
E-Lock Mini and RFID are integral pulls on square front only



Pg 4/4
060221

FURNITURE CUTSHEETS

F-01~03

60 STANDARD COLORS

All Great Openings products are available in the 60 standard colors shown here, including metallics and textured colors, at standard price and lead time. Additional Industry Favorite colors and a Custom Color program are also available. Please consult greatopenings.com for additional surface material information and product details.




F-04

Materials

Performance requirements define Mirra 2's materials, all of which can be specified to coordinate or contrast, providing a variety of ways to personalize the look of your chair or stool. Visit hermanmiller.com/materials to see our complete textile and materials offering.

Mirra 2 Chairs



Family Work Chair with Butterfly Back Work Chair with TriFlex Back Stool with Butterfly Back Stool with TriFlex Back		Seat Depth Fixed Seat 16 1/4" Adjustable Seat 16 1/4"-18"
Overview Maximum User Weight 350 lbs/159 kg Population Range 5th-95th Percentile		Tilt Options Standard Tilt Tilt Limiter Tilt Limiter with Seat Angle
Back Support PostureFit Sacral Support Standard Adjustable Lumbar Support Optional		Arm Options No Arms Fixed Arms Fully Adjustable 4D Arms
Seat Height Low-Height Range 14 3/4"-19" Standard-Height Range 16"-20 1/2" Extended-Height Range 16 1/4"-22 1/4"		Environmental Highlights Recyclability Up to 93% BIFMA level® 3 GREENGUARD® Gold Cradle to Cradle® Silver

For more information, please visit hermanmiller.com or call 888 443 4357.

Herman Miller, FlexFront, Mirra, PostureFit and Setu are among the registered trademarks of Herman Miller, Inc. AireWeave, Butterfly Back, Harmonic, Latitude, Metform Portfolio and TriFlex are among the trademarks of Herman Miller, Inc. level is a registered trademark of BIFMA International. GREENGUARD is a registered trademark of the GREENGUARD Environmental Institute. Cradle to Cradle is a registered trademark of McDonough Braungart Design Chemistry.

Printed in the USA. Please recycle.
© 2018 Herman Miller, Inc., Zeeland, Michigan O.MR202
All rights reserved.

PRODUCT DATA SHEET - WING



Case: Medium Mounting: Freestanding Base Packaged weight: 20.0kg Colour: White Black

Case: Medium Mounting: Slim Packaged weight: 14.0kg Colour: White Black

Home > Wing



WING

Secure iPad Floor Stand Kiosk

Apple iPad 8th & 9th Gen 10.2 (2020 - 2)

Black

1

Add To Cart And Customise

The Bouncepad Wing is a secure and elegant iPad floor stand. The streamlined design and full metal construction commands attention while keeping your iPad safe, secure and powered. It's the ultimate iPad floor stand that presents your content in style.

With various branding, security and power options the Bouncepad Wing is suitable for a variety of environments and use cases. Although we think it's particularly perfect for events and trade shows!

This tablet floor stand is compatible with the iPad Air 10.9 4th Generation, iPad 10.2 7th, 8th and 9th Generation, iPad Pro 11.0 4th and 5th Generation and the iPad Pro 12.9 4th and 5th Generation.

- Fast and free delivery
- 30 days return policy
- Multi tablet
- 12 months warranty

Excellent

- Product Features
- More Details
- Tech Specs
- Delivery
- FAQ

Tablet compatibility

For optimal fit with your tablet, we have two different enclosure sizes. You can see the full compatibility details below. Please note: selecting your tablet when you add an item to your basket will automatically assign the correct case type.

Apple iPad 10.2 8th Generation

Large Case

Colour options

- Black
- White

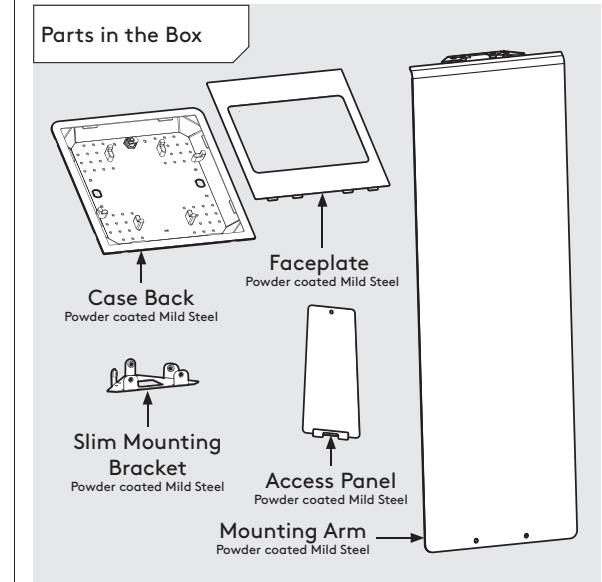
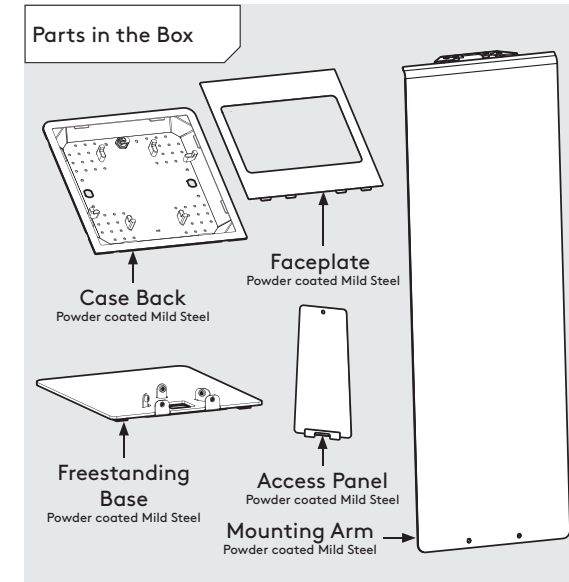
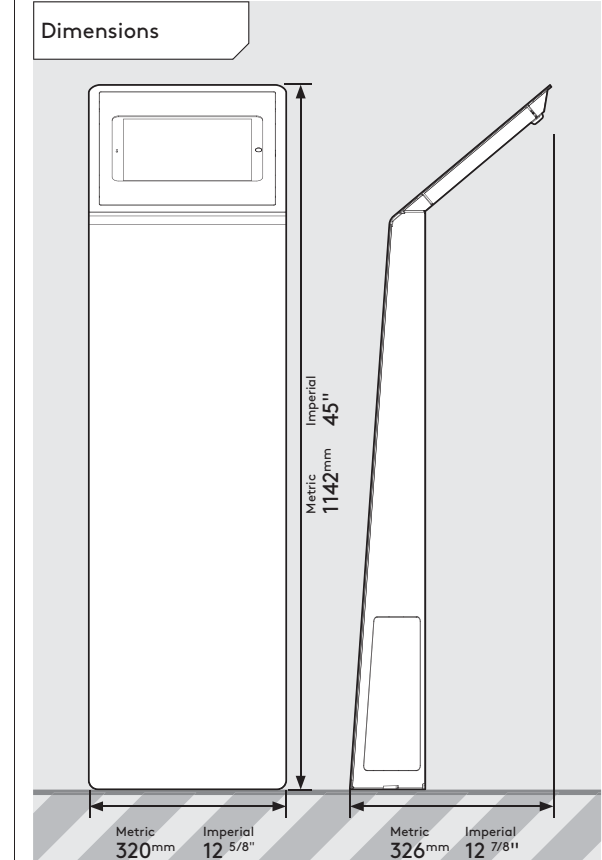
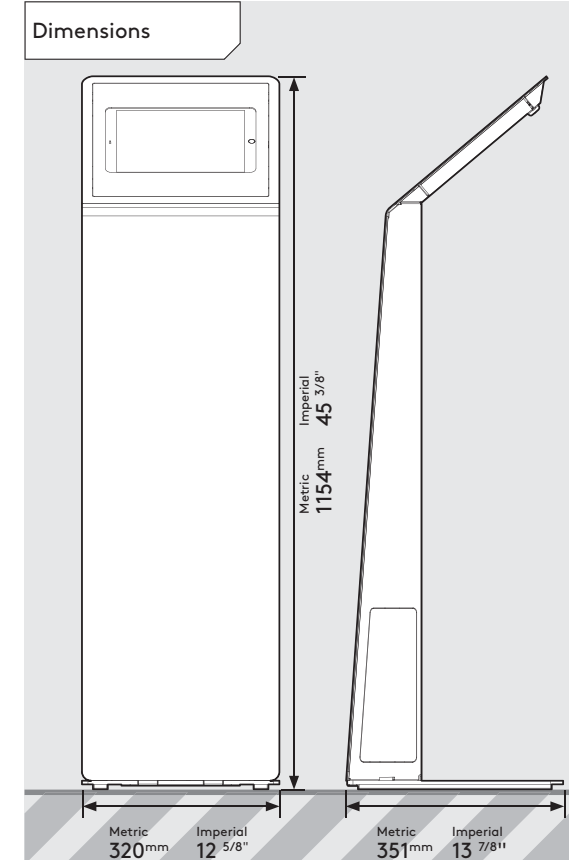
Faceplate options

Exposed Home Button & exposed front camera

Cable: is included except for Microsoft Surface Go 10.0 (2018), Microsoft Go 2 (2020) and Microsoft Surface Pro 4/5/6/7 (2015 - 2019) tablets

Download Datasheet

Download Manual



Sheet Code: BP-DAT-WNG-MED_REV0
Release Date: 23/05/2021

Copyright 2016 Spotspot Ltd. (T/A Bouncepad) all rights reserved. Confidential, no part of this publication may be reproduced or transmitted in any form without the written permission of the copyright holder.



Felted Merino Wool Stones Set Of 3

V3731 0.0 [Write the First Review](#)

IN STOCK!

1

Gift wrap may be added in the cart to eligible products.

FEATURES

Artisans in South Africa transform interlocking fibers, made from 100% merino wool, into these free-formed, oversized "stone" floor cushions. Though they may fool the eye, they provide immediately recognizable comfort to weary torsos in search of a relaxing seat. Soft yet buoyant, the veined, smooth textured cushions can be arranged to support the seat and back.

- Artisans in South Africa transform interlocking fibers, made from 100% merino wool, into these freeform oversized "stone" floor cushions
- Though they may fool the eye, they provide immediately recognizable comfort to weary torsos in search of a relaxing seat
- Soft yet buoyant, the veined, smooth textured cushions can be arranged to support seat and back
- 100% Merino Wool, hand-dyed, hand-carded, hand-felted into free-forming oversized pebbles
- Can be used as yoga props (think of them as bigger blocks for sitting or lying)
- The larger "rock" makes a plushy cushion on the floor for meditation or sipping tea at your coffee table
- Set of 3 includes 1 Large, 1 Medium, and 1 Small Felted Wool Stones
- *This holiday season we will donate \$1 to the Rivanna Conservation Alliance for every River Stone Collection product sold. We feel the best way to create a healthier environment is to start at home. Please join us in supporting our local rivers and watershed.

Small: Approx. 17"L x 12"W x 8"H
Medium: Approx. 19.5"L x 14"W x 12"H
Large: Approx. 28"L x 26"W x 17"H



LibraryQuiet™ Steel Booktrucks

End-of-Range FedEx, all others

Designer paint color options:



Standard paint color options:



LibraryQuiet™ Flat-Shelf Booktrucks ★★★★★

Product No.	Description	HxWxD	Flat Shelves	Shelf Clearance	Price
P809156	2 Flat Shelves, Designer Color	41 1/2" x 31" x 17"	16"D	12 1/2"	\$379.99
P807727	2 Flat Shelves, Standard Color	41 1/2" x 31" x 17"	16"D	12 1/2"	369.99
P809155	3 Flat Shelves, Designer Color	44 1/2" x 31" x 17"	16"D	12 1/2"	404.99
P807728	3 Flat Shelves, Standard Color	44 1/2" x 31" x 17"	16"D	12 1/2"	394.99

LibraryQuiet™ Single-Sided Sloped-Shelf Booktrucks ★★★★★

Product No.	Description	HxWxD	Sloped Shelves	Shelf Clearance	Price
P809157	3 Sloped Shelves, Designer Color	44 1/2" x 31" x 17"	13"D	11 1/4"	\$404.99
P808568	3 Sloped Shelves, Standard Color	44 1/2" x 31" x 17"	13"D	11 1/4"	394.99
P809158	End-of-Range, Designer Color	44 1/2" x 18" x 17"	13"D	11 1/4"	344.99
P808566	End-of-Range, Standard Color	44 1/2" x 18" x 17"	13"D	11 1/4"	334.99

LibraryQuiet™ Double-Sided Booktrucks ★★★★★

Product No.	Description	HxWxD	Flat Shelves	Sloped Shelves	Shelf Clearance	Price
P809150	4 Sloped Shelves, Designer Color	41 1/2" x 31" x 17"	—	7 1/4"D	12 1/2"	\$379.99
P807729	4 Sloped Shelves, Standard Color	41 1/2" x 31" x 17"	—	7 1/4"D	12 1/2"	359.99
P809151	4 Sloped Shelves, 1 Flat Top, Designer Color	44 1/2" x 31" x 17"	16"D	7 1/4"D	12 1/2"	429.99
P807730	4 Sloped Shelves, 1 Flat Top, Standard Color	44 1/2" x 31" x 17"	16"D	7 1/4"D	12 1/2"	409.99
P809152	4 Sloped Shelves, 1 Flat Bottom, Designer Color	44 1/2" x 31" x 17"	16"D	7 1/4"D	12 1/2"	429.99
P807726	4 Sloped Shelves, 1 Flat Bottom, Standard Color	44 1/2" x 31" x 17"	16"D	7 1/4"D	12 1/2"	409.99
P809153	6 Sloped Shelves, Designer Color	44 1/2" x 31" x 17"	—	7 1/4"D	12 1/2"	444.99
P807731	6 Sloped Shelves, Standard Color	44 1/2" x 31" x 17"	—	7 1/4"D	12 1/2"	424.99
P809154	6 Sloped, End-of-Range, Designer Color	44 1/2" x 18" x 17"	—	7 1/4"D	12 1/2"	344.99
P808652	6 Sloped, End-of-Range, Standard Color	44 1/2" x 18" x 17"	—	7 1/4"D	12 1/2"	334.99



ONLY AT demco

Replacement Booktruck Casters

- Use with any LibraryQuiet™ or IronHorse® booktruck
- Exclusive casters deliver without the decibels
- 1/pkg.

Product No.	Description	Price
P137-8986	Replacement 5" dia. Locking Caster	\$16.99
P137-8987	Replacement 5" dia. Nonlocking Caster	16.99
P122-0657	Caster Insert	4.99

800.356.1200

demco 497

SERENA & LILY



Teak Step Stool

SKU:CH372-01

PRICE: \$148.00

COLOR: NAVY

Also available in (White, Smoke)

We love the versatility of this piece, and not just because it's pretty to look at. Use it to keep bath time essentials near the tub, as a charming nightstand for the kids, or a pretty perch for a small plant. Teak is naturally water-resistant, so it stands up to moisture like a champ. Painted legs give the wood's matte finish a modern pop.

DELIVERY METHOD

- FedEx

For delivery details, visit the product page on serenaandlily.com, and see the Shipping & Delivery section.

DIMENSIONS & CARE

- Solid teak.
- 15"W x 14"D x 13"H overall.
- Each step: 15"W x 6.5"D.
- Holds up to 50 lbs. As a safety precaution, do not let children use this as a step stool unsupervised.
- TB-ACC69

ice .99 .99 .99 .99 .99


ice .99 .99 .99 .99 .99

ice .99 .99 .99 .99 .99

Testrite® Floor Sign Holders

Built to last, designed for convenience

- Aluminum frames
- Choose a vertical or horizontal sign holder with square or radius corners
- Each double-sided holder is mounted at a fixed 36°H
- Signs are easy to add and remove through top slot in holder
- Optional clear acrylic inserts hold messages in place
- Available with a lightweight 12" square base, or choose the 17" dia. disc base for more stability



Signage can be viewed from both sides

Product No.	Description	Frame HxW	Price
P146-8102	Square Base, Horizontal Square Corner	8 1/2" x 11"	\$90.99
P146-8151	Square Base, Vertical Square Corner	11" x 8 1/2"	\$90.99
P146-8152	Square Base, Vertical Square Corner	14" x 11"	\$102.99
P146-8122	Disc Base, Vertical Radius Corner	28" x 22"	\$192.99
P205-8624	Acrylic Poster Insert, 2/pkg.	11" x 8 1/2"	\$8.99
P149-3335	Acrylic Poster Insert	28" x 22"	\$30.99

Safco® Write Way™ Message Boards

Helps important messages stand out in high-traffic areas

- Black molded-plastic frames
- Attention-getting, double-sided signs with magnetic dry-erase markerboard surfaces
- Rectangle and Octagon boards are stationary; Arrow-shaped board tilts 45° up or down to lead students and visitors in the right direction
- 18" dia. bases can be filled with sand or water for added stability
- Measure 65"H x 18"W x 18"D overall



Product No.	Description	Board HxW	Price
P125-6301	Rectangle	22 1/2" x 14 1/4"	\$139.99
P200-7896	Arrow	12" x 22 1/4"	\$139.99
P132-0671	Octagon	19 1/2" x 19 1/4"	\$139.99

For outdoor message boards see pp. 438-440

Quartet® Designer Curved Sign Stand ★★★★★

- Aluminum frame with anodized silver finish
- 11" x 17" sign panel rotates for vertical/portrait or horizontal/landscape orientation
- Open-front frame for hassle-free sign changes
- Weighted, 9"W x 14"D base provides solid support



Product No.	HxWxD	Price
P203-6948	59" x 9 1/2" x 14"	\$238.99

Deflecto® Indoor Double-Sided Magnetic Sign Stand

- Steel frame with a black powder-coat finish
- Double-sided stand displays 8 1/2" x 11" inserts in vertical/portrait orientation
- Clear acrylic front panels have green-tinted edges to provide the high-end look of glass
- Front panels are securely held in place with magnets
- Inlaid black powder-coated steel back panel frames your message



Product No.	HxW	HxWxD	Price
P135-6428	56" x 13" dia.	56" x 13" x 13"	\$129.99

Versa-Frames Double-Sided Sign and Poster Displays

- Steel construction with black powder-coat finish
- Vertical/portrait orientation
- 3/8" channel on top for easy updating and changing of materials
- Double-sided poster frame measures 28"H x 22"W
- Available with or without a white tackboard panel insert with protective vinyl sheet
- No-tip base design



Product No.	Description	HxWxD	Price
P205-7404	Poster Stand (Stand Only)	65" x 28" x 22"	\$211.99
P205-7405	Poster Stand w/ White Tackboard	65" x 28" x 22"	\$244.99

FURNITURE CUTSHEETS

F-11

TRACE

Double Door Storage Cabinets



FEATURES

- Top is mechanically fastened, so may be replaced with laminate top
- Adjustable shelves provide versatile storage
- Combine 39-7/8" high cabinets with common laminate tops to build counter height work stations

BASIC CONSTRUCTION

- Double Door Storage Cabinet metal gauge: Top, back, side and center panels are 21 gauge steel, inner top, bottom, and side channels are 18 gauge steel. Door fronts are 20-22 gauge steel. Shelves are 18 gauge steel.
- Concealed hinges allow for 110° opening
- Four leveling glides with 1-1/4" adjustment ensure proper alignment and operation, and are accessible from inside the cabinet
- Shelves are 3/4" thick and are adjustable in 1-1/2" increments

OPTIONS AND ACCESSORIES

- Additional shelves are available for order
- Magnetic shelf divider, sold in packages of three




LOAD CAPACITY

- 30"w: shelf-140 lbs top-140 lbs
- 36"w: shelf-140 lbs top-168 lbs
- 42"w: shelf-140 lbs top-197 lbs

LOCK SYSTEM

- Includes UM series locks, keyed alike, black-faced, master-keyed, and core-removable (may be keyed-alike in the field)
- Double Doors Storage Cabinets are not available with individually locking doors
- To specify an electronic lock instead of keyed lock, add an "E" after the "C" of the part number and add \$340 to the list price

AVAILABLE LOCKS & FRONTS

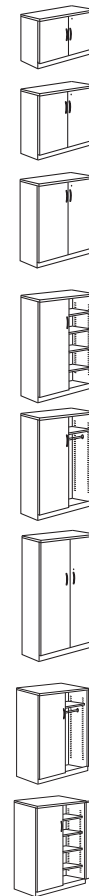


Pg 2/3
060221

F-11

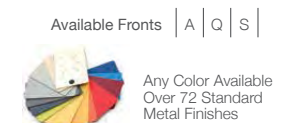
TRACE

Double Door Storage Cabinets



ORDERING GUIDE

H	D	W	Description	Pkg Wt	Pkg Cube	Part #	Door Style	Part #	Metal Color	Price
28-3/8	18-1/4	30		66 lb	12.7 ft	CG	?	01F2	?	\$1,160
28-3/8	18-1/4	36	2-high double door 1 adjustable shelf	78 lb	15.5 ft	CG	?	02F3	?	\$1,263
28-3/8	18-1/4	42		90 lb	17.3 ft	CG	?	03F4	?	\$1,393
39-7/8	18-1/4	30		88 lb	17.4 ft	CG	?	04F2	?	\$1,414
39-7/8	18-1/4	36	3-high double door 2 adjustable shelves	100 lb	20.6 ft	CG	?	05F3	?	\$1,434
39-7/8	18-1/4	42		110 lb	23.7 ft	CG	?	06F4	?	\$1,529
51-3/8	18-1/4	30		113 lb	22.1 ft	CG	?	07F2	?	\$1,578
51-3/8	18-1/4	36	4-high double door 3 adjustable shelves	125 lb	26.1 ft	CG	?	08F3	?	\$1,717
51-3/8	18-1/4	42		137 lb	30.9 ft	CG	?	09F4	?	\$1,840
65-7/8	18-1/4	30		138 lb	28.0 ft	CG	?	10F2	?	\$1,902
65-7/8	18-1/4	36	5-high double door 4 adjustable shelves	150 lb	33.1 ft	CG	?	11F3	?	\$2,001
65-7/8	18-1/4	42		162 lb	38.1 ft	CG	?	12F4	?	\$2,160
65-7/8	18-1/4	36	5h x 36w w/coat rod no shelves	130 lb	33.0 ft	CG	?	11F5	?	\$1,827
65-7/8	18-1/4	36	5h x 36w w/shelf top/coat rod below	130 lb	33.0 ft	CG	?	11F6	?	\$1,902
77-3/8	18-1/4	30		168 lb	32.6 ft	CG	?	45F2	?	\$2,179
77-3/8	18-1/4	36	6-high double door 5 adjustable shelves	180 lb	38.6 ft	CG	?	46F3	?	\$2,278
77-3/8	18-1/4	42		192 lb	44.5 ft	CG	?	47F4	?	\$2,403
77-3/8	18-1/4	36	6h x 36w w/ shelf top/coat rod below	146 lb	38.6 ft	CG	?	46F7	?	\$2,179
			additional 30" shelf	8 lb	1.5 ft			DBS30	?	\$104
			additional 36" shelf	10 lb	1.5 ft			DBS36	?	\$104
			additional 42" shelf	12 lb	1.5 ft			DBS42	?	\$104




Pg 3/3
060221

LOOX5

LED strip lights

Monochrome, 5 mm (3/16")

Häfele Loox5 LED 2060 / 2061 / 3040 / 3041



LED 2060 / 2061



LED 3040 / 3041

EXTRA NARROW
5 mm
(3/16")

Equipped with high-quality Samsung® LEDs

- > Dimmable: Yes
- > Material: Plastic
- > Color: White
- > Width: 5 mm (3/16")
- > Height: 1.3 mm (1/16")
- > Life time L80/B10: >50,000 h
- > Energy efficiency class: A+
- > Degree of protection: IP20
- > Mounting: Self-adhesive
- > Supplied with: 1 roll

ILLUMINANCE value in lx applies to 1 m (39 3/8") strip length:

2700 K	3000 K	4000 K	5000 K	120"
940 lx	970 lx	1000 lx	1030 lx	250 mm (9 13/16")
400 lx	420 lx	430 lx	430 lx	500 mm (19 11/16")
220 lx	235 lx	240 lx	240 lx	750 mm (29 1/2")
135 lx	145 lx	145 lx	145 lx	1000 mm (39 3/8")

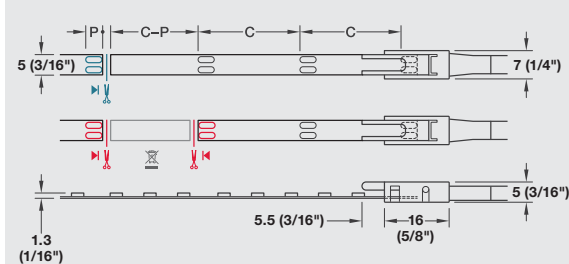
LED 2060/3040

2700 K	3000 K	4000 K	5000 K	120"
1860 lx	1960 lx	2000 lx	2060 lx	250 mm (9 13/16")
790 lx	850 lx	860 lx	860 lx	500 mm (19 11/16")
440 lx	470 lx	480 lx	480 lx	750 mm (29 1/2")
270 lx	290 lx	290 lx	290 lx	1000 mm (39 3/8")

LED 2061 / 3041

Order reference:
Please order lead separately, see page 9.

Aluminum profile recommended from 9.6 W/m,
see pages 22–36.



- Cut LED strip light to length (one contact side remains on the remainder piece; reusable)
- Connect LED strip lights (two contact sides required)

C = section length
P = length of contact surface

5 12V Loox5 12 V driver see page 124

5 24V Loox5 24 V driver see page 125

Note
Loox lights and drivers are "Suitable for use within closet storage spaces"



Dimensional data not binding. Dimensions in mm, inches are approximate. We reserve the right to alter specifications without notice.

HÄFELE

LED strip lights

Monochrome, 5 mm (3/16")

Häfele Loox5 LED 2060 / 2061 / 3040 / 3041

Voltage	Quantity	Color temperature	Wattage	Luminous flux	Luminous efficacy	Color rendering index CRI	Weighted energy consumpt.	Section length C	Length of contact surface P	Max. strip length (visual)	Available length				
											5 m (196 7/8")	15 m (590 9/16")			
5 12V	LED 2060	120	2700	4.8	440	92	>90	>50	5.28	25 (1")	3 (1/8")	4.0 (157 1/2")	833.74.320	833.74.324	
			3000	4.8	460	96	>90	>50	5.28	25 (1")	3 (1/8")	4.0 (157 1/2")	833.74.321	833.74.325	
			4000	4.8	480	100	>90	>50	5.28	25 (1")	3 (1/8")	4.0 (157 1/2")	833.74.322	833.74.326	
			5000	4.8	495	103	>90	>50	5.28	25 (1")	3 (1/8")	4.0 (157 1/2")	833.74.323	833.74.327	
			LED 2061												
			2700	9.6	870	91	>90	>50	10.56	25 (1")	3 (1/8")	3.0 (118 1/8")	833.74.328	833.74.332	
	3000	9.6	830	97	>90	>50	10.56	25 (1")	3 (1/8")	3.0 (118 1/8")	833.74.329	833.74.333			
	4000	9.6	955	99	>90	>50	10.56	25 (1")	3 (1/8")	3.0 (118 1/8")	833.74.330	833.74.334			
	5000	9.6	990	103	>90	>50	10.56	25 (1")	3 (1/8")	3.0 (118 1/8")	833.74.331	833.74.335			
	5 24V	LED 3040	120	2700	4.8	440	92	>90	>50	5.28	50 (2")	3 (1/8")	8.0 (314 15/16")	833.76.300	833.76.304
				3000	4.8	460	96	>90	>50	5.28	50 (2")	3 (1/8")	8.0 (314 15/16")	833.76.301	833.76.305
				4000	4.8	480	100	>90	>50	5.28	50 (2")	3 (1/8")	8.0 (314 15/16")	833.76.302	833.76.306
5000				4.8	495	103	>90	>50	5.28	50 (2")	3 (1/8")	8.0 (314 15/16")	833.76.303	833.76.307	
LED 3041															
2700				9.6	870	91	>90	>50	10.56	50 (2")	3 (1/8")	5.5 (216 9/16")	833.76.308	833.76.312	
3000		9.6	930	97	>90	>50	10.56	50 (2")	3 (1/8")	5.5 (216 9/16")	833.76.309	833.76.313			
4000		9.6	955	99	>90	>50	10.56	50 (2")	3 (1/8")	5.5 (216 9/16")	833.76.310	833.76.314			
5000		9.6	990	103	>90	>50	10.56	50 (2")	3 (1/8")	5.5 (216 9/16")	833.76.311	833.76.315			

Maximum visual strip length applies for an imperceptible drop in luminous flux of max. 30%.
Maximum wattage-dependent strip length on the driver, see pages 140–141.

> 3.5 A/20 AWG lead for 5 mm (3/16") LED strip light

Voltage	Length	Item No.
5 12V	100 (4")	833.93.740
	2000 (78 3/4")	833.95.705
5 24V	100 (4")	833.93.741
	2000 (78 3/4")	833.95.711

> 3.5 A Clip connector for 5 mm (3/16") LED strip light

> Supplied with: 10 pcs.

Item No.
833.89.207

> 3.5 A/20 AWG interconnecting lead for 5 mm (3/16") LED strip light

Length	Item No.
50 (2")	833.89.194
500 (19 11/16")	833.89.195
2000 (78 3/4")	833.89.196

> 3.5 A Corner connector, 90° rigid, left or right, for 5 mm (3/16") LED strip light

> Supplied with: 10 pcs.

Item No.
833.89.190

*See page 158 for conversion chart.


Dimensional data not binding. Dimensions in mm, inches are approximate. We reserve the right to alter specifications without notice.

LOOX5

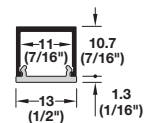
Profiles for surface mounting

Aluminum

Häfele Loox5 profile 2101 / 2102



Profile 2101



Surface mounted diffuser

- > Material: Profile: Aluminum
Diffuser: Plastic
- > Finish/Color: Profile: Anodized; Diffuser: White opal, transmittance 70–80%
- > Length: 2500 mm (98 7/16")
- > Diffuser width: Profile 2101: 13 mm (1/2")
Profile 2102: 11 mm (7/16")
- > Supplied with: 1 profile
1 diffuser

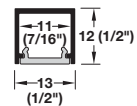

Finish	2101	2102
Black	833.94.111	833.94.114
Brushed stainless steel colored	833.94.112	833.94.115
Silver colored	833.94.110	833.94.113

Diffusers

The diffuser creates a uniform light. The LED points are invisible from 120 LEDs/m. If required, please order alternative diffusers in black or transparent (only for 2102) separately.

Diffusers see page 40

Profile 2102



Flush recess mounted diffuser

Dimensional data not binding. Dimensions in mm, inches are approximate. We reserve the right to alter specifications without notice.

LOOX5

Drivers

12 V

Häfele Loox5 driver constant voltage 12 V



EXTRA SLIM



Note
Loox lights and drivers are "Suitable for use within closet storage spaces"

- > Version: With overload protection
- > Material/Color: Plastic, black
- > Degree of protection: IP20
- > Input voltage: 100–240 V~; 50–60 Hz
- > Output voltage: DC 12 V
- > Number of connections: 1x socket Loox5 12 V
- > Life time: >70,000 hours
- > Safety: Class 2
- > Supplied with: 1 driver with mounting accessories
1 US power cord

12V	Output power W	Output current A	Standby power consumpt. W	L x W x H (mm)	Item No.
1	20	1.67	≤0.2 W	140 x 50 x 16 (5 1/2" x 2" x 5/8")	833.95.000
2	40	3.33	≤0.3 W	191 x 60 x 16 (7 1/2" x 2 3/8" x 5/8")	833.95.002
3	60	5.00	≤0.3 W	230 x 70 x 16 (9 1/16" x 2 3/4" x 5/8")	833.95.003

! Ambient temperature –25 °C to +45 °C (60 W: 40 °C)
Ensure that there is a sufficient air supply and circulation at the mounting location.

! Maximum lead length from the Loox5 driver to the device is 10,000 mm (393 11/16"). Long cable lengths in combination with large loads (strip light lengths) can result in voltage losses in the cable. These lead to visible loss of brightness in the lights. The illuminance listed with the lights has been determined with the rated output voltage of the driver. (12 V or 24 V).

Country-specific power cords - 2000 mm (78 3/4") lead length, socket at the cable: C7

Plug design	US	UK	AU	EU	JP	CN	KR	US	US	3000 mm (118")
Description	US	UK	AU	EU	JP	CN	KR	US	US	
Supplied with	1 pc.	1 pc.	1 pc.	1 pc.	1 pc.	1 pc.	1 pc.	1 pc.	1 pc.	
Item No.	833.89.003	833.89.000	833.89.001	833.89.002	833.89.016	833.89.005	833.89.006	833.89.050	833.89.008	

Power cord - with 90° plug



- > Length: 2000 mm (78 3/4")
- > Material/Color: Plastic, black

Item No.
833.89.017

90° plug adapter



- > Material/Color: Plastic, black

Item No.
833.89.018



Dimensional data not binding. Dimensions in mm, inches are approximate. We reserve the right to alter specifications without notice.



Mechanical switches

ILLUMINATING

EXTENDING

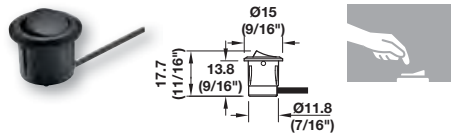
SWITCHING

NETWORKING

DISTRIBUTING

SUPPLYING

Häfele Loox rocker switch - on/off switching

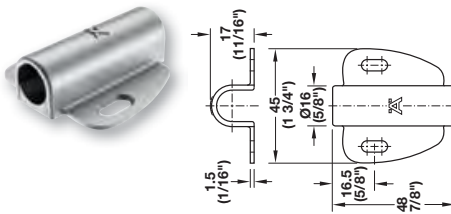


- > Material/Color: Plastic, black
- > Diameter: 15 mm (9/16")
- > Height: 17.7 mm (11/16")
- > Drill hole Ø: 12 mm (1/2")
- > Supplied with: 1 switch with 2000 mm (78 3/4") lead

Item No.
833.89.106

! Drill hole Ø for plug: 12 mm (1/2")

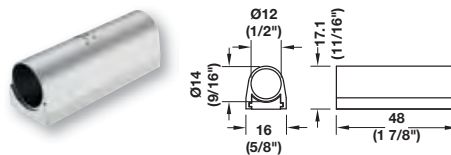
Housing for switch - surface mounted



- > Material/Color: Plastic, silver colored
- > Supplied with: 1 housing
- > Application: For switch Ø 12 mm (1/2")

Ø	L x W x H	Item No.
16 (5/8")	48 x 45 x 17 (1 7/8" x 1 3/4" x 11/16")	833.89.090
14 (9/16")	48 x 16 x 17 (1 7/8" x 5/8" x 11/16")	833.89.092

! Suitable for 32 mm (1 1/4") series drilled holes



Housing - for switch, face frame, surface mounted



- > Material: Plastic
- > Application: For switch Ø 12 mm (1/2")
- > W x D x H: 19 x 19 x 25.4 mm (3/4" x 3/4" x 1")

Color	Item No.
Gray	830.38.423
Black	830.38.424

Dimensional data not binding. Dimensions in mm. Inches are approximate. We reserve the right to alter specifications without notice.



PO Box 3333
Manhattan Beach, CA 90266
Phone: 310-318-2491
Fax: 310-376-7650

PCS90/USB - HINGED LID POWER GROMMET - 2 POWER/2 DATA/DUAL USB



Save

Installation Notes and Technical Drawing



Installation Sheet
338KB



Technical Drawing
232KB

Description

Convenient power options at your fingertips, recessed into the table top and equipped with two power outlets rated 15A/125VAC and a dual USB Charger, plus two RJ45 Cat5 data jacks. [Additional inserts available.](#)

- Hinged Lid opens for access
- 2 Power Outlets
- Dual USB Charger
- 2 Cat5e Data Jacks
- ETL Listed

Hinged lid flips up for access and can remain open while in use, or close the lid and run cabling through the slot for a clean in-use look. Also includes a brush liner to prevent dust and debris from falling through the opening. Bushings on the bottom of the unit line two additional openings for cable pass through from underneath, and the unit can accommodate up to two additional single phone or [data jacks](#).

Overall: 8-7/8" x 5-7/32".
Cut Out: 8-3/8" x 4-3/4".
6 ft. power cord.
Data modules are unwired.

Finishes: Matte Black, Metallic Silver, Satin Aluminum and Satin Stainless Steel.

Also available unloaded without the dual Cat5 insert so you can populate with an alternate insert, [PCS90/USB-U](#), or hardwired, [PCS90/U1/HW](#). For a list of additional inserts, click [here](#).

ETL listed and tested to meet UL962A (Furniture Power Distribution) . Electrical codes vary by location. Please check with your electrician to verify that this unit meets your local code before installing.



PO Box 3333
Manhattan Beach, CA 90266
Phone: 310-318-2491
Fax: 310-376-7650

PCS91/USB - LARGE HINGED LID POWER GROMMET - 4 POWER/2 DATA/DUAL USB



Save

Installation Notes and Technical Drawing



[Installation Sheet](#)
108KB



[Technical Drawing](#)
226KB

Description

Convenient power options at your fingertips, recessed into the table top and equipped with four power outlets rated 15A/125VAC and a dual USB Charger, plus two RJ45 Cat5 data jacks.

- Hinged Lid opens for access
- 4 Power Outlets
- Dual USB Charger
- 2 Cat5e Data Jacks
- ETL Listed

Hinged lid flips up for access and can remain open while in use, or close the lid and run cabling through the slot for a clean in-use look. Also includes a brush liner to prevent dust and debris from falling through the opening. Two additional openings at the bottom of the unit can accommodate [additional inserts](#) for audio/video options or additional data, or they can just be used for cable pass through from underneath.

Units have a power outlet underneath which may be helpful in training rooms or libraries. Circuit breaker reset is located under the unit inside the data compartment.

Overall: 14-3/16" x 6-11/32".
Cut Out: 13-11/16" x 5-7/8".
6 ft. power cord.
Data modules are unwired.

Finishes: Matte Black, Metallic Silver, Satin Aluminum and Satin Stainless Steel.

Also available unloaded without the dual Cat5 insert so you can populate with an alternate insert, [PCS91/USB-U](#), or hardwired, [PCS91/U1/HW](#).

ETL listed and tested to meet UL962A (Furniture Power Distribution). Electrical codes vary by location. Please check with your electrician to verify that this unit meets your local code before installing.

APPLIANCE & DESK ACCESSORY CUTSHEETS

A-01



Dell 27 4K UHD Monitor - S2721QS

★★★★☆ 4.5 (568)

27" lifestyle-inspired 4K UHD monitor that supports HDR content playback for an amazing entertainment experience.

Features **Adjustable Stand / Speakers**

Adjustable Stand / Speakers Fixed Stand / Speakers

Financing As low as \$20/mo.* | Apply for Credit

View Special Offers

Up to \$11 back in rewards

A-02

3-Tiered Literature Rack, 4"/8.5"w, Tabletop, 9-15 Pockets - Black

Adjustable Pocket (/C-17/Adjustable-Countertop-Brochure-Holders-Organize-Various-Sizes-Printed-Media) > **SSF5CT**



- Has up to 15 adjustable pockets
- Made entirely of black and clear acrylic
- Designed to sit on a tabletop

workshop
by DISPLAYS2GO
(/Workshop-Series)

Hover over the image to zoom in.

Description

Acrylic Literature Rack with 15 Adjustable Width Pockets

Do you need an acrylic literature rack that can hold both 4" and 8-1/2" wide materials? Do you have a large number of brochures to display? This acrylic literature rack is the perfect solution. This is a great countertop display that allows users to display corporate literature in an organized fashion while at the same time consuming little space. Each acrylic literature rack is made with quality materials that will withstand years of use in any business environment. The front panel on this brochure holder is made with clear acrylic to ensure viewers can see the front row of leaflets in their entirety. The slanted back of this acrylic literature rack is made with the same high quality materials, but in a gloss black finish. The contrasting clear and black materials make for a unique look that will surely impress customers.



This acrylic literature rack has three tiers of adjustable pockets mounted on a gloss black base. Pockets are easily configured for either 4-1/8" or 8-1/2" literature. The pegs separators make this acrylic literature rack a versatile brochure holder. Choose to use all of the pegs to create a rack strictly for leaflets, or use any number of the separators to create a custom design. The flexibility of this acrylic literature rack makes it a vital display for any commercial office such as a hotel lobby, travel agency or visitor center. The tiered design allows for a partial view of the middle and read row. Offices that use this acrylic literature rack typically place taller magazines on one side or across the back, while placing shorter brochures in the front for optimal viewing.

Specifications

SKU	SSF5CT	Material	Acrylic
GTIN	810878027166	Placement Type	Counter / Tabletop
Overall Width x Height x Depth	18.0" x 18.8" x 11.3"	Features	Adjustable Pocket Divider, Multi-Tiered
Pocket Depth	2.0"	Color	Black
Line or Series	The Workshop	Pocket Type	Multi-Pocket



A-06



50" Class TU7000 Crystal UHD 4K Smart TV (2020)

JN50TU7000FXZA ★★★★★ 4.4 (5554) Share your product experience

- The ultra-fast Crystal Processor 4K transforms everything you watch into stunning 4K
- See what you've been missing on the crisp, clear picture that's 4X the resolution of Full HD





HOME / 3BRANCH FREESTANDING SAFETY SHIELDS / 3branch Freestanding Safety Shield - 30 in.H x 30 in.W x 12 in.D



3branch Freestanding Safety Shield - 30 in.H x 30 in.W x 12 in.D



Details

Specifications

Shipping

Construction: Clear, cast acrylic
Dimensions: 30"H x 30"W x 12"D



Home Copernicus Hand Sanitizer Stand



Copernicus Hand Sanitizer Stand

Copernicus Hand Sanitizer Stand 50"Hx15-3/4"Wx15-3/4"D
Item #: W13805200

i This product ships directly from the manufacturer in approximately 7 working days.

1

Add to Cart

ADD TO WISH LIST SHARE

Product Description

Ideal for high-traffic areas, such as entryways, classrooms, main offices, and lunchrooms


- Stand accommodates any standard wall hand sanitizer dispenser (sold separately)
- Stand frame made of sturdy 18-gauge steel
- Stand measures 50"H x 15-3/4"W x 15-3/4"D

Related Products & Accessories

Need Help?

APPLIANCE & DESK ACCESSORY CUTSHEETS

A-05



demco®

Titan™ Steel Shelf Label Holders ★★★★★

- 18-gauge steel construction
- Scratch- and chip-resistant powder-coat finish
- Adjustable tension support creates a tight fit on 3/4" or 1" thick shelves
- Side-loading design
- Movable Holders are held in place by their own weight and can be repositioned
- Permanent Holders mount directly to shelves using fasteners (not included)
- Slip-On Holders have a wide lip that goes under shelf for added support
- Blank white inserts and clear plastic protectors sold separately

Specify holder color: Black, Cardinal Red, Desert Sand, Putty, or Royal Blue, see photo.

P807406 only available in Black or Royal Blue.

Product No.	Description	HxW	Qty.	1 Pkg.	12 Pkgs.
P807405	Movable Holder	3/4" x 5"	10	\$51.99	\$50.44
P807406	Permanent Holder	3/4" x 5"	10	17.99	17.44
P809377	Slip-On Holder	3/4" x 5"	10	42.99	41.69
P136-3980	Inserts	1 1/16" x 5"	10	1.79	1.74
P136-3981	Plastic Protectors	1 1/16" x 5"	10	1.89	1.84



For matching Titan™ Book Supports see pp. 512–513

Need Better Wayfinding?
Signage best practices, articles, webinars, tips, and resources are yours for the taking!
Visit ideas.demco.com, search **wayfinding**


SHELF ORGANIZATION • Shelf Label Holders • Supplies

Shop online at demco.com

Index Blocks

- Environmentally-friendly polypropylene construction
- Easily move blocks as collections grow
- Book Support Blocks (P142-0322) hold books upright while marking an area
- Single Clip-On Blocks (P805154) fit shelves up to 1" thick
- Shelf Stopper Blocks (P805152) grab onto the edge of shelving to stay in front
- Single Blocks (P805153) provide a visual and physical marker
- Double Blocks (P142-0327) have flat, wide bottoms and use easy-to-read, wider inserts
- Optional A-Z Inserts, Plain Inserts and Insert Protectors (sold separately)

Specify color: Almond or Red.
Assort colors within same style for quantity pricing.



Index Blocks

Key	Product No.	Description	HxWxD	1 Ea.	30 Ea.
A	P142-0322	Book Support Block, Almond	8 3/4" x 5 1/4" x 4 7/8"	\$9.79	\$9.54
B	P805154	Clip-On Block, Specify color	8 3/4" x 1 3/8" x 5"	10.79	10.49
C	P805152	Shelf Stopper Block, Specify color	8 3/4" x 1 3/8" x 5"	7.29	7.14
D	P805153	Single Block, Specify color	8 3/4" x 1 3/8" x 5"	6.99	6.74
E	P142-0327	Double Block, Almond	8 3/4" x 2 1/16" x 5"	13.99	13.64

Inserts & Insert Protectors

Product No.	Description	HxW	Qty.	1 Pkg.	30 Pkgs.
P138-0422	Single Plain Inserts	8 3/8" x 1 1/4"	100	\$5.99	\$5.79
P138-0423	Double Plain Inserts	8 3/8" x 2 1/16"	25	9.29	9.04
P142-0170	White Single A-Z Inserts	8 3/8" x 1 1/4"	32	22.99	22.34
P142-0332	White Double A-Z Inserts	8 3/8" x 2 1/16"	32	46.49	45.14
P142-0333	Single Insert Protectors	8 3/8" x 1 1/4"	25	9.39	9.14
P142-0334	Double Insert Protectors	8 3/8" x 2 1/16"	25	12.99	12.59


800.356.1200

demco® 523

233™/255™ Pilaster Standards and Supports


255 Series Steel Pilaster Standards (surface or flush mount)

Standard Pack (12"-60" packed 100 pieces; 72"-96" packed 50 pieces. Not packed with nails.)						
Size	Almond (ALM)	Brass-look (BR)	Brown (BRN)	Economy Zinc (E)	White (WH)	Zinc (ZC)
12"	255 ALM 12	255 BR 12	255 BRN 12	255 E 12	255 WH 12	255 ZC 12
18"	255 ALM 18	255 BR 18	255 BRN 18	—	255 WH 18	255 ZC 18
24"	255 ALM 24	255 BR 24	255 BRN 24	255 E 24	255 WH 24	255 ZC 24
30"	255 ALM 30	—	255 BRN 30	—	255 WH 30	255 ZC 30
36"	255 ALM 36	255 BR 36	255 BRN 36	255 E 36	255 WH 36	255 ZC 36
42"	—	—	—	—	—	255 ZC 42
48"	255 ALM 48	255 BR 48	255 BRN 48	255 E 48	255 WH 48	255 ZC 48
60"	255 ALM 60	255 BR 60	255 BRN 60	255 E 60	255 WH 60	255 ZC 60
72"	255 ALM 72	255 BR 72	255 BRN 72	255 E 72	255 WH 72	255 ZC 72
84"	255 ALM 84	255 BR 84	255 BRN 84	255 E 84	255 WH 84	255 ZC 84
96"	255 ALM 96	255 BR 96	255 BRN 96	255 E 96	255 WH 96	255 ZC 96



255 Series Aluminum Pilaster Standards

Standard Pack (12"-60" packed 100 pieces; 72"-96" packed 50 pieces. Not packed with nails.)				
Size	Natural Aluminum (AL)	Brass-look (BR)	Brown (BRN)	Walnut (WAL)
12"	255AL 12	255AL BR 12	255AL BRN 12	255AL WAL 12
18"	255AL 18	255AL BR 18	—	255AL WAL 18
24"	255AL 24	255AL BR 24	255AL BRN 24	255AL WAL 24
30"	255AL 30	255AL BR 30	—	255AL WAL 30
36"	255AL 36	255AL BR 36	255AL BRN 36	255AL WAL 36
42"	255AL 42	—	—	—
48"	255AL 48	255AL BR 48	255AL BRN 48	255AL WAL 48
60"	255AL 60	255AL BR 60	255AL BRN 60	255AL WAL 60
72"	255AL 72	255AL BR 72	255AL BRN 72	255AL WAL 72
84"	255AL 84	255AL BR 84	255AL BRN 84	255AL WAL 84
96"	255AL 96	255AL BR 96	255AL BRN 96	255AL WAL 96



NOTE: Slight variations in color/finish may occur when using different product materials, such as steel and aluminum shown here.

233™/255™ Pilaster Standards and Supports



1. Product Name

233 and 255 Pilaster Standards. For built-in shelving and bookcase applications.

2. Manufacturer

Knap & Vogt® Manufacturing Company
2700 Oak Industrial Dr. NE, Grand Rapids, MI USA 49505-6026
616.459.3311 | www.kv.com

3. Product Description

Basic Use: 233 and 255 Pilaster Standards are designed for built-in shelving on walls, in closets, between studs and within window frames and bookcase applications.

233 and 255 Pilaster Standards are available in steel or aluminum. They mount to most wall types and in wood bookcases and cabinets. They accommodate KV steel or aluminum supports, and are available in various styles/configurations. 233 and 255 Pilaster Standards are adjustable on 1/2" centers.

Composition and Materials:

233 Steel Standards: 23-gauge high strength steel.
255 Steel Standards: 23-gauge high strength steel.
255 Galvanized Steel (E) Standards: 20-gauge galvanized steel.
255 Aluminum Standards: 17-gauge aluminum.

Sizes:

233 Steel Standards: 13/16" wide x 3/16" deep x selected length.
Lengths: 12", 18", 24", 30", 36", 42", 48", 60", 72", 84", and 96".
255 Steel Standards: 5/8" wide x 3/16" deep x selected length.
Lengths: 12", 18", 24", 30", 36", 42", 48", 60", 72", 84", and 96".
255 Aluminum Standards: 5/8" wide x 3/16" deep x selected length.
Lengths: 12", 18", 24", 30", 36", 42", 48", 60", 72", 84", and 96".

Finishes:

233 Steel Standards: Brass-look (electro-plated cold rolled steel), and Zinc (zinc-plated cold rolled steel).

255 Steel Standards: Almond, Brown or White (powder-coated cold rolled steel); Brass-look and zinc (zinc-plated cold rolled steel), and Economy Zinc (galvanized steel).

255 Aluminum Standards: Aluminum; electro-plated aluminum), and Brown or Walnut (powder-coated aluminum).

4. Technical Data

Applicable Standards: The KV 255 Steel Standard, when used with specific KV steel shelf rests, has been tested and meets the ANSI/BHMA (A156.9-2003) cabinet hardware standard for shelf rests and standards. However, representative testing in a fully configured application is the only way to assure proper performance, durability, and safety.

The aforementioned shelf support load limit is intended as a guide only and not as a warranty. Actual load bearing capabilities depend upon the type of cabinet/wall material and use of appropriate shelf standard mounting fasteners, installation technique, shelf standard spacing, shelf size and construction.

Environmental Considerations:

Environment: Excessive humidity, salts, or other chemical agents can corrode the finish and attack metal or plastic components.

Fastening: Inadequate or incorrect fasteners can result in the standards pulling loose and causing damage.

Alignment: Improper standard and clip alignment can result in a system that is ineffective and unsafe.

5. Installation

233 Pilaster Standards can be installed on the surface. The 233 Pilaster Standard can be mounted with nails, staples, or screws.

255 Pilaster Standards can be installed on the surface, or made flush with the wall or cabinet by making a dado cut. The 255 Pilaster Standard can be mounted with nails, staples, or screws.

Surface mounting: Mark the installation location. Position the standards so that numbers are right-side up. Nail the top hole of the standards into the desired position at equal heights. Check horizontal and vertical alignment with a level. Finish nailing.

For wallboard, plywood paneling, masonry and other non-wood surfaces, use a #3 flat head screw and appropriate hollow wall anchor to properly secure the standard. Note: Proper nails are supplied for 255 Standards; screws and anchors are not.

Flush mounting: Mark the installation location and width of each standard, and rout each dad cut to the desired depth. Position the standards so that numbers are right-side up. Nail the top hole of the standards into the desired position at equal heights. Check horizontal alignment with a level. Finish nailing.

6. Availability and Cost

Availability: Knap & Vogt (KV) products are available from stocking distributors and through KV Representatives worldwide.

Cost: Current pricing is available from area KV Representatives. Please call for the nearest representative at: 800.253.1561.

7. Warranty

Limited Lifetime Warranty: Knap & Vogt offers its standard Limited Lifetime Warranty to the initial purchaser of commercial products. This warranty covers defects in materials and workmanship which occur during normal use, and the remedy is limited to repair or replacement of defective products, at KV's option. Certain types of defects and damage are excluded from warranty coverage, costs and expenses are not covered, and additional restrictions apply. A copy of the Limited Lifetime Warranty, with all warranty details, limitations and disclaimers, is available on the Customer Care Connection location at www.kv.com or from KV Customer Service, 2700 Oak Industrial Drive, Grand Rapids, MI 49505, (800) 253-1561.

8. Maintenance

233 and 255 Pilaster Standards require no maintenance. Inspect for proper fit periodically and adjust when necessary. Replace as required or recommended by application.

9. Technical Services

Knap & Vogt and area representatives can assist with any application. For further information, or for the name of the representative nearest you, please call Knap & Vogt Customer Service: 800.253.1561 or visit our website at: www.kv.com.

10. Filing Systems

Additional product information, data sheets, application sheets, and a full catalog are available upon request from Knap & Vogt.



KNAPE & VOGT.
2700 Oak Industrial Dr. NE
Grand Rapids, MI 49505-6026 USA
1.800.253.1561 | 616.459.3311
Fax: 877.636.3290
www.kv.com

BHMA Knap & Vogt shelving products follow the ANSI testing standards established by BHMA.

This and other KV literature is available for download at www.kv.com > Resource Library
Knap & Vogt reserves the right to change product specifications at any time without notice and without incurring responsibility for existing units. This information conforms to editorial style prescribed by The Construction Specifications Institute.
©2016 Knap & Vogt. KV and the KV logo are trademarks of Knap & Vogt.

HARDWARE CUTSHEETS

H-02

233™/255™ Pilaster Standards and Supports

233 Series Steel Pilaster Standards (surface-mount)



Steel (23-gauge)

Standard Pack (12"-60" packed 100 pieces; 72"-96" packed 50 pieces. Not packed with nails.)			
Size	Brass-look (BR)	Zinc (ZC)	Steel (STL)
12"	233 BR 12	233 ZC 12	233 STL 12
18"	-	233 ZC 18	-
24"	-	233 ZC 24	233 STL 24
30"	-	233 ZC 30	-
36"	233 BR 36	233 ZC 36	233 STL 36
42"	-	233 ZC 42	-
48"	233 BR 48	233 ZC 48	233 STL 48
60"	233 BR 60	233 ZC 60	233 STL 60
72"	233 BR 72	233 ZC 72	233 STL 72
84"	-	233 ZC 84	233 STL 84
96"	233 BR 96	233 ZC 96	233 STL 96

Nails & Supports

Nails (For use with 233 and 255 standards.)					
Standard Pack (Approx. 650 nails/bag, 5 bags/carton)					
Finish:	Almond (ALM)	Brass-look (BR)	Bronzed (STB)*	White (WH)	Zinc (ZC)
Part #:	255-81N ALM	255-81N BR	255-81N STB	255-81N WH	255-81N ZC
Use with:	255 ALM	255 BR, 233 BR, 255AL BR	255 BRN, 255AL WAL	255 WH	255 ZC, 233 ZC, 255 E, 255AL

*For use with Brown (BRN) or Walnut (WAL) standards.


256 Steel Shelving Supports (For use with 255 standards.)				
Almond (ALM)	Brass-look (BR)	Walnut (WAL)**	White (WH)	Zinc (ZC)
Standard Pack (100 pieces/pack)				
256S ALM	256 BR	256 WAL	256S WH	256 ZC 256R ZC***
Bulk Pack (B) (1000 pieces/pack)				
-	256B BR	256B WAL	-	256B ZC
Barrel Pack (BBL) (9000 pieces/fiber barrel)				
-	256BBL BR	256BBL WAL	-	256BBL ZC
Poly Pack (P) (12 supports + 28 nails/bag, 10 bags/carton.)				
256S P ALM	256P BR	256P WAL	256S P WH	256P ZC
Warehouse Pack (WP) (12 supports + 28 nails/bag, 50 bags/carton.)				
-	-	-	256S WP WH	256WP ZC

For use with 255 BRN standards. *256R includes a rubber cushion.

Miscellaneous Supports		
Description	Anochrome (ANO)	Zinc (ZC)
Shelf Support (Use with 233 standards only.)	-	237 ZC
Shelf Support with Locator Tab (Use with 233 standards only.)	238 ANO	-
Shelf Support	-	239 ZC
Shelf Support for Wire Shelves (Use with 233 standards only.)	242 ANO	-
3" Shelf Bracket (Non-handed.)	-	243 ZC
Shelf Support for Wire Shelves	244 ANO	-
Shelf Support with Screw Holes	-	24276 ZC
Flange for 1-1/16" OD Closet Rod	757 ANO	-

256 Aluminum Shelving Supports (For use with 255 standards.)	
Natural Aluminum (AL NAT)	Standard Pack (100 pieces/pack)
256 AL NAT	

229 Support Bracket	
Standard Pack (25/box)	
Size	Anochrome (ANO)
4"	229 ANO 4
6"	229 ANO 6
8"	229 ANO 8
10"	229 ANO 10



H-03

11/21/21, 2:22 AM

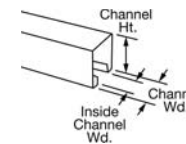
McMASTER-CARR.

Extra Low-Profile Strut Channel, Zinc-Plated Steel | McMaster-Carr

Extra Low-Profile Strut Channel

Zinc-Plated Steel

1259N21



Framing Type	Strut Channel
Strut Channel Framing Component	Channel
Construction	Solid
Strut Channel Type	Extra Low Profile
Material	Zinc-Plated Steel
Channel Height	13/32"
Channel Width	13/16"
Thickness	0.04"
Inside Channel Width	7/16"
Length	1 ft., 1 1/2 ft., 2 ft., 3 ft., 4 ft., 5 ft., 6 ft., 8 ft., 10 ft.
REACH	REACH (EC 1907/2006) (01/19/2021, 211 SVHC)
DFARS	Compliant
Country of Origin	Specialty Metals COTS-Exempt
Country of Origin	United States
USMCA Qualifying	No
ECCN	EAR99

Run cable and tubing in the tightest spaces with channel that is one-quarter the height and one-half the width of regular strut channel.

Zinc-plated steel channel is more corrosion resistant in wet environments than powder-coated steel.

<https://www.mcmaster.com/1259N21/>

1/1

NOTE: Slight variations in color/finish may occur when using different product materials, such as steel and aluminum shown here.

HARDWARE CUTSHEETS

H-03

↑CAD For technical drawings and 3-D models, go to mcmaster.com.

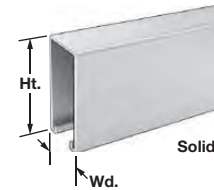
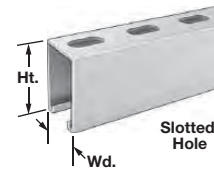
Strut Channel

High-Profile Strut Channel ↑CAD

Up to two times the height of regular strut channel, this high-profile channel is stronger than regular strut channel.
Slotted Hole—Holes are 1 1/8" Lg. x 9/16" Wd. on 2" centers. The first hole is 7/16" from the end.
Zinc-plated steel channel is more corrosion resistant in wet environments than powder-coated steel.
Galvanized steel channel has better corrosion resistance in wet environments than zinc-plated steel and can be used outdoors.

Aluminum channel is about half the weight of steel and resists corrosion in wet environments.
316 stainless steel channel has excellent resistance to chemicals and salt water.

Thick.	1 ft.	1 1/2 ft.	2 ft.	3 ft.	4 ft.	5 ft.	10 ft.		
Slotted Hole — 2 7/16" Channel Ht. x 1 5/8" Channel Wd.									
Zinc-Plated Steel	0.1"	3548T211	\$7.67	\$11.50	\$15.34	\$23.01	\$30.68	\$36.43	\$65.19
Green Powder-Coated Steel	0.1"	3548T212	7.67	11.50	15.34	23.01	30.68	36.43	65.19
Black Powder-Coated Steel	0.1"	3548T213	7.65	11.48	15.30	22.95	30.60	38.25	65.03
Galvanized Steel	0.1"	3548T215	8.08	12.12	16.16	24.24	32.32	38.38	68.68
Aluminum	0.1"	3548T214	7.11	10.67	14.22	21.33	28.44	33.77	60.44
316 Stainless Steel	0.1"	3548T2	16.33	—	30.36	44.39	58.42	72.45	140.30
Slotted Hole — 3 1/4" Channel Ht. x 1 5/8" Channel Wd.									
Zinc-Plated Steel	0.1"	3563T171	9.16	13.74	18.32	27.48	36.64	43.51	77.86
Green Powder-Coated Steel	0.1"	3563T172	9.16	13.74	18.32	27.48	36.64	43.51	77.86
Black Powder-Coated Steel	0.1"	3563T173	9.76	14.64	19.52	29.28	39.04	46.36	82.96
Galvanized Steel	0.1"	3563T175	10.88	16.32	21.76	32.64	43.52	51.68	92.48
Aluminum	0.1"	3563T174	9.43	14.14	18.86	28.29	37.72	44.79	80.16
316 Stainless Steel	0.1"	3548T4	21.05	—	39.22	57.38	75.56	93.72	181.70
Solid — 2 7/16" Channel Ht. x 1 5/8" Channel Wd.									
Zinc-Plated Steel	0.1"	3548T221	8.19	12.29	16.38	24.57	32.76	38.90	69.61
Green Powder-Coated Steel	0.1"	3548T222	8.19	12.29	16.38	24.57	32.76	38.90	69.61
Galvanized Steel	0.1"	3548T225	8.42	12.63	16.84	25.26	33.68	39.99	71.57
Aluminum	0.1"	3548T224	7.09	10.63	14.18	21.27	28.36	33.68	60.27
316 Stainless Steel	0.1"	3563T5	16.10	—	29.90	46.00	57.50	71.30	138.00
Solid — 3 1/4" Channel Ht. x 1 5/8" Channel Wd.									
Zinc-Plated Steel	0.1"	3563T181	10.22	15.33	20.44	30.66	40.88	48.55	86.87
Green Powder-Coated Steel	0.1"	3563T182	10.22	15.33	20.44	30.66	40.88	48.55	86.87
Black Powder-Coated Steel	0.1"	3563T183	10.29	15.43	20.58	30.87	41.16	48.88	87.46
Galvanized Steel	0.1"	3563T185	11.93	17.89	23.86	35.79	47.72	56.67	101.41
Aluminum	0.1"	3563T184	9.75	14.62	19.50	29.25	39.00	46.31	82.88
316 Stainless Steel	0.1"	3563T6	20.70	—	38.52	56.35	74.17	92.00	178.25


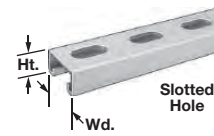


Low-Profile Strut Channel ↑CAD

Half the height and the same width as regular strut channel (1 3/16" Ht. x 1 5/8" Wd.), this low-profile strut channel fits into tight spots and is compatible with many of the same brackets.
Slotted Hole—Holes are 1 1/8" Lg. x 9/16" Wd. on 2" centers. The first hole is 7/16" from the end, except yellow steel is 7/8" and primed steel is 1/2".
Zinc-plated steel channel is more corrosion resistant in wet environments than powder-coated and choose-a-color steel.
Galvanized steel channel has better corrosion resistance in wet environments than zinc-plated steel and can be used outdoors.
Primed steel channel is weldable and ready to be painted.
Aluminum channel is about half the weight of steel and resists corrosion in wet environments.
304 stainless steel channel is more corrosion resistant than galvanized steel. It also has good chemical resistance.
316 stainless steel channel has excellent resistance to chemicals and salt water.
6'8" length channel is for use with beams spaced 6 ft. apart. The length allows 4" on each end to attach the channel to the beam.

To Order: For choose-a-color steel, please specify black, white, or yellow.

Thick.	1 ft.	1 1/2 ft.	2 ft.	3 ft.	4 ft.	5 ft.	6 ft.	6'8"	8 ft.	10 ft.		
Slotted Hole												
Zinc-Plated Steel	0.08"	3310T513	\$3.85	\$5.78	\$7.70	\$11.55	\$15.40	\$18.29	\$20.79	\$23.10	\$24.37	\$25.84
Green Powder-Coated Steel	0.07"	3310T515	3.73	5.59	7.46	11.19	14.92	17.72	20.14	22.38	26.86	31.70
Choose-a-Color Steel	0.07"	3310T516	4.48	6.72	8.96	13.44	17.92	21.28	24.19	26.88	32.26	38.08
Galvanized Steel	0.08"	3310T517	5.72	8.58	11.44	17.16	22.88	27.17	30.89	34.32	41.18	48.62
Primed Steel	0.08"	3310T514	7.90	10.89	14.34	21.17	27.57	30.08	33.63	34.31	35.34	36.42
Aluminum	0.06"	3230T36	4.30	6.45	8.60	12.90	17.20	20.43	23.22	25.80	30.96	36.55
304 Stainless Steel	0.08"	3308T93	10.70	16.05	21.40	32.10	42.80	50.82	57.78	64.20	77.04	90.95
316 Stainless Steel	0.08"	3308T94	12.73	19.09	25.46	38.19	50.92	60.47	68.74	76.38	91.66	108.20
Solid												
Zinc-Plated Steel	0.08"	3310T523	4.91	7.37	9.82	14.73	19.64	23.32	26.51	29.46	35.35	41.73
Green Powder-Coated Steel	0.07"	3310T525	4.91	7.37	9.82	14.73	19.64	23.32	26.51	29.46	35.35	41.73
Choose-a-Color Steel	0.07"	3310T526	4.02	6.03	8.04	12.06	16.08	19.09	21.71	24.12	28.94	34.17
Galvanized Steel	0.08"	3310T527	5.83	8.75	11.66	17.49	23.32	27.69	31.48	34.98	41.98	49.55
Primed Steel	0.08"	3310T524	7.90	10.89	14.34	21.17	27.57	30.08	33.63	34.31	35.56	36.42
Aluminum	0.06"	3230T37	4.45	6.68	8.90	13.35	17.80	21.14	24.03	26.70	32.04	37.83
304 Stainless Steel	0.08"	3308T95	11.06	16.59	22.12	33.18	44.24	52.54	59.72	66.36	79.63	94.01
316 Stainless Steel	0.08"	3308T96	13.44	20.16	26.88	40.32	53.76	63.84	72.58	80.64	96.77	114.24



Extra Low-Profile Strut Channel ↑CAD

Run cable and tubing in the tightest spaces with channel that is one-quarter the height and one-half the width of regular strut channel (1 3/32" Ht. x 1 3/16" Wd.).

Zinc-plated steel channel is more corrosion resistant in wet environments than powder-coated steel.
Aluminum channel is about half the weight of steel and resists corrosion in wet environments.
304 stainless steel channel has better corrosion resistance than zinc-plated steel. It also has good chemical resistance.

Thick.	1 ft.	1 1/2 ft.	2 ft.	3 ft.	4 ft.	5 ft.	6 ft.	8 ft.	10 ft.		
Zinc-Plated Steel	0.04"	1259N21	\$4.75	\$6.55	\$7.42	\$10.13	\$12.78	\$15.48	\$26.25	\$31.45	\$32.98
Green Powder-Coated Steel	0.04"	1259N22	4.75	6.55	7.42	10.13	12.78	15.48	26.25	31.45	32.98
Aluminum	0.04"	1259N1	3.78	5.03	6.25	8.70	11.18	13.66	24.83	28.75	30.05
304 Stainless Steel	0.04"	1259N2	10.43	14.36	18.13	26.66	34.08	41.14	77.28	83.65	86.33



H-04 / H-05

Home and Closet Organization Standards and Brackets



KV



- > Heavy duty
- > Double slot design
- > Adjustable in 26 mm (1") increments
- > RoHS compliant
- > Made in USA
- > Weight capacity: up to 308 kg (680 lbs.)/pair*

*Note

Proper installation and mounting required. Tested to meet or exceed ANSI/BHMA 156.9-2003 performance standards. Weight limits are based on standards mounted on 406 mm (16") centers and are intended for use as general guidelines only. No warranty, expressed or implied, supplied by Häfele.

→ 85 Series Standards



- > 16 gauge steel
- > All KV 1" adjustable brackets can be used with these standards
- > W x D: 32 x 12 mm (1 1/4" x 1/2")
- > Material: Steel; Finish: anochrome

Length	KV Model No.	Item No.
610 (24")	85 ANO 24	774.21.221
915 (36")	85 ANO 36	774.21.223
1219 (48")	85 ANO 48	774.21.225
1524 (60")	85 ANO 60	774.21.226
1829 (72")	85 ANO 72	774.21.228
2134 (84")	85 ANO 84	774.21.230
2438 (96")	85 ANO 96	774.21.231

Note

Screws are not included.

Flat head screws	pages 12.7–12.8, 12.10, 12.13
Pan head screws	pages 12.9–12.10

www.hafele.com/us

→ 185 Series Brackets



- > 203–305 mm (8"–12") brackets: 16 gauge steel
- > 356–610 mm (14"–24") brackets: 14 gauge steel
- > Double-lug brackets provide strong, secure weight-bearing support and help prevent shelves and contents from falling if bumped
- > Material: Steel; Finish: anochrome

Length	KV Model No.	Item No.
203 (8")	185 ANO 8	774.24.222
254 (10")	185 ANO 10	774.24.223
305 (12")	185 ANO 12	774.24.224
356 (14")	185 ANO 14	774.24.225
406 (16")	185 ANO 16	774.24.226
457 (18")	185 ANO 18	774.24.227
508 (20")	185 ANO 20	774.24.228
559 (22")	185 ANO 22	774.24.229
610 (24")	185 ANO 24	774.24.230



HARDWARE CUTSHEETS

H-06

Office Organization
Cable Management



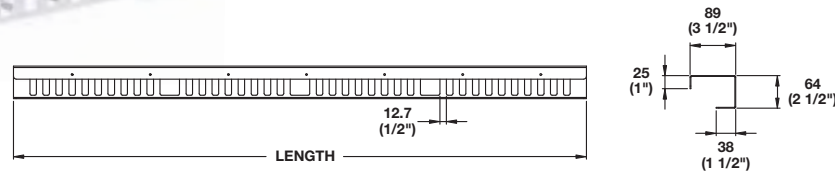
Wire Management

→ Wire Management Tray



- > Use under work surfaces to manage wires
- > Solid yet lightweight aluminum construction
- > Includes larger entry/exit holes evenly spaced for larger plugs
- > Screw mounted
- > Material: Aluminum

Length	Color	Item No.
508 (20")	black	631.03.340
508 (20")	white	631.03.740
1118 (44")	black	631.03.341
1118 (44")	white	631.03.741



5

Organization

H-07

800-236-5230

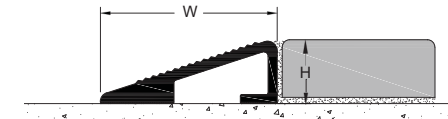



Tranz



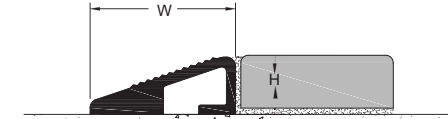
H	W	PRODUCT CODE
1/2"	1 13/16"	CTC TRANZ 12

With no anchoring leg, this reducer is perfect for commercial projects with existing tile.




H	W	PRODUCT CODE
3/8"	1 1/4"	CTC TRANZ 38

All of our Tranz reducers are ADA compliant, and have anti-slip tread lines.



H	W	PRODUCT CODE
11/32"	1"	CTC TRANZ 1132


You can glue down our CTC Tranz with construction adhesive or mechanically fasten in the field.



Anodizing is a process which thickens the natural oxide on aluminum. A direct electrical current is passed through a bath of sulfuric acid, producing a film that resists scratches and basic wear and tear.

HARDWARE CUTSHEETS

H-07



Ceramic Tool Company
Peggy Heuler 1-262-522-6334
April Short 1-262-522-6332

What is Anodizing?

Environmentally safe aluminum anodizing produces a durable, aesthetically pleasing finish for endless design applications.

What is Anodizing?

When aluminum combines with oxygen it forms a protective surface film, which inhibits further oxidation of the aluminum. Unlike other alloys, aluminum will not continue to oxidize or rust once this protective layer is formed. This natural oxide is very thin and easily removed by handling.

Anodizing is a process which thickens the natural oxide film. When aluminum is anodized, direct electrical current is passed through a bath of sulfuric acid. This produces a clear film of aluminum oxide on the aluminum's surface. During the anodizing process, several controls are critical to assure the specified film thickness, abrasion resistance and density.



APPLICATIONS

- Anodized finishes have made aluminum one of the most widely used materials today. Anodized aluminum is used everyday in the production of thousands of consumer, commercial and industrial products.
- An anodized finish is recommended wherever the trim is subjected to the elements or where appearance is critical. In some cases, the suitability of a selected material should be determined by chemical, mechanical or other construction related factors.

ADVANTAGES

- Anodizing offers a large number of gloss and color alternatives and minimizes or eliminates color variations. It also allows the aluminum to maintain its metallic appearance.
- Anodizing is a safe process that is not harmful to human health. An anodized finish is chemically stable, will not decompose, is non-toxic and is heat-resistant to the melting point of aluminum (1221 F).
- Since the anodizing process is a reinforcement of a naturally occurring oxide process, it is non-hazardous and produces no harmful or dangerous by-products.

FINISHES

- Clear
- Bronze (champagne)
- Medium Bronze
- Dark Bronze
- Black
- Brass

SOLUTIONS WITH METAL TRIMS

High-Quality Metal Trims and Pre-Molded Expansion Joints for all your Flooring Needs

CERAMIC TOOL COMPANY, INC. | W237 N2872 Woodgate Road, Pewaukee, WI 53072



PLANTING CUTSHEETS

PL-01



Herbs, Veggies, Dried Herbs, Books, and More!
www.Richters.com



Golden Lemon Thyme

Thymus x citriodorus 'Aureus'

Uses: Culinary/Medicinal/Aromatic

Duration: Perennial (hardy in zones 5-9)

Leaves are unique for their variegated appearance with deep green centres and yellow borders. Pink flowers add to its eye catching look! Has a dense, low growing habit and is perfect for rock gardens. Like standard lemon thyme, this variety can be used in the kitchen. Plant in sandy, well drained soil in full sun. Thyme is typically low maintenance, but will need to be trimmed back after flowering to encourage a bushy growth. Sensitive to over watering, as thyme is susceptible to fungal diseases and root rot. Harvest in the morning, just before flowering as concentrations of aromatic oils are highest at this time.

P6462	Plants	\$4.95/ea, \$12.00/3 plants, \$38.40/12 plants
P6462	Plug pack 12	\$18.00/pack
P6462	Plug tray 90	\$70.00/tray

Currency: United States Dollar

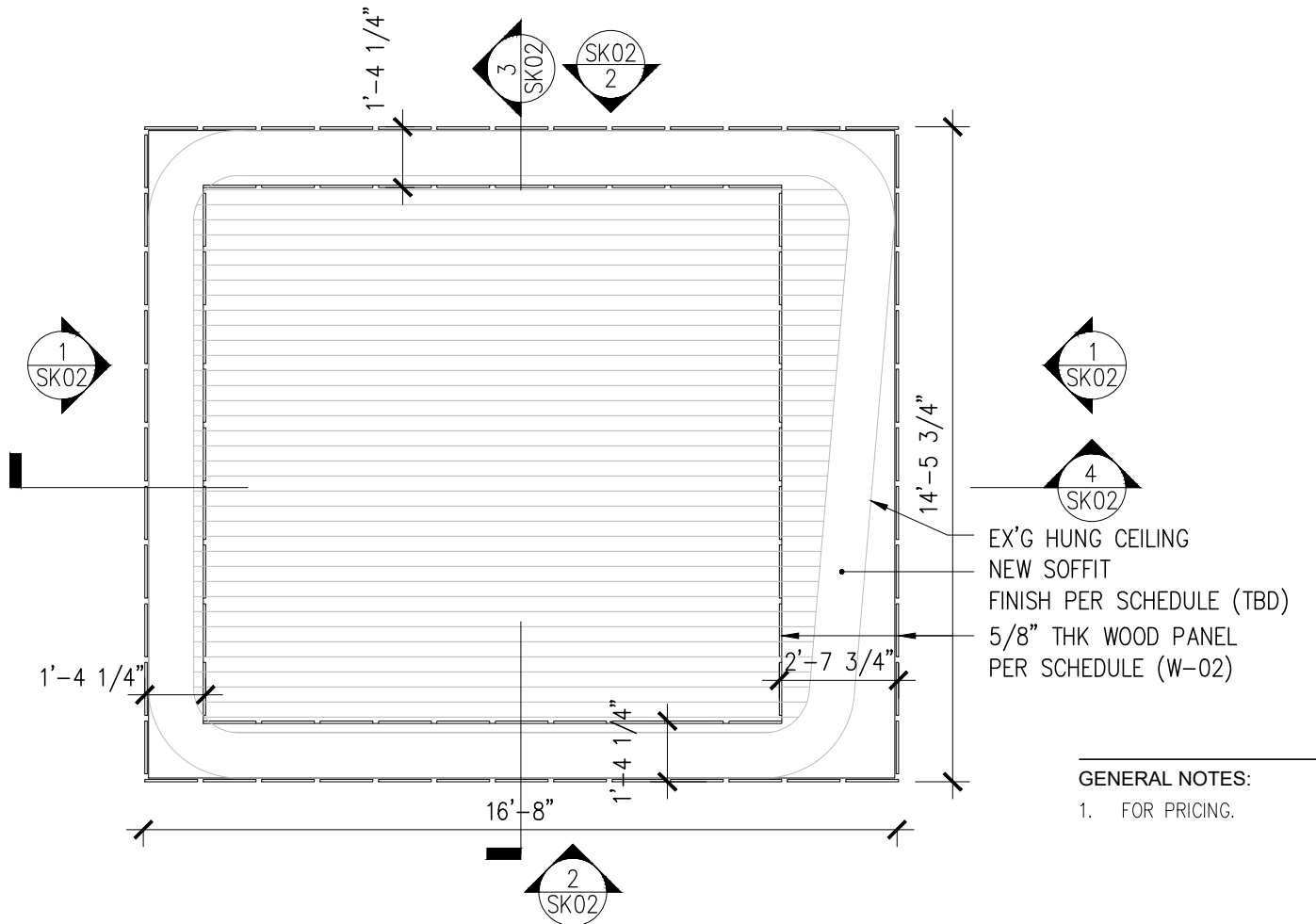
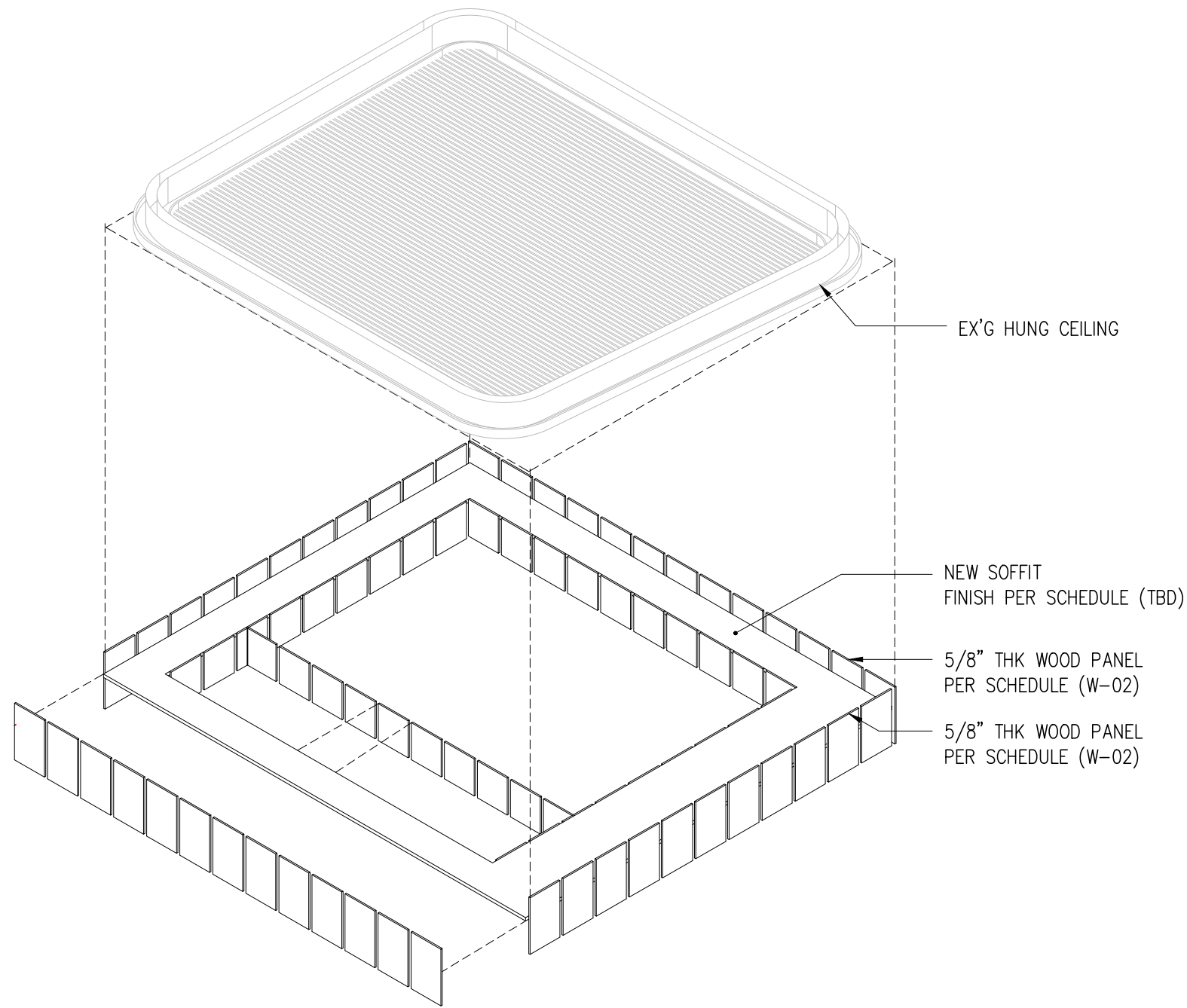
DROPPED CEILING LOUVER AND CIRCULATION DESK BACKDROP

** FOR PRICING, INCLUDE AS SEPARATE LINE ITEMS:*

A) CEILING LOUVER

B) CIRCULATION DESK BACKDROP





GENERAL NOTES:
1. FOR PRICING.

2 DROPPED CLG LOUVER AXON
NTS

1 RCP @ DROPPED CLG LOUVER
1/4"=1'-0"

NYKC LIBRARY
122 E 32ND ST, NEW YORK, NY
P R A X E S
325 CLINTON AVE, #4A
BROOKLYN, NY, 11205
T : 6 4 6 - 5 8 0 - 5 3 2 6

DWG TITLE:
DROPPED CEILING LOUVER

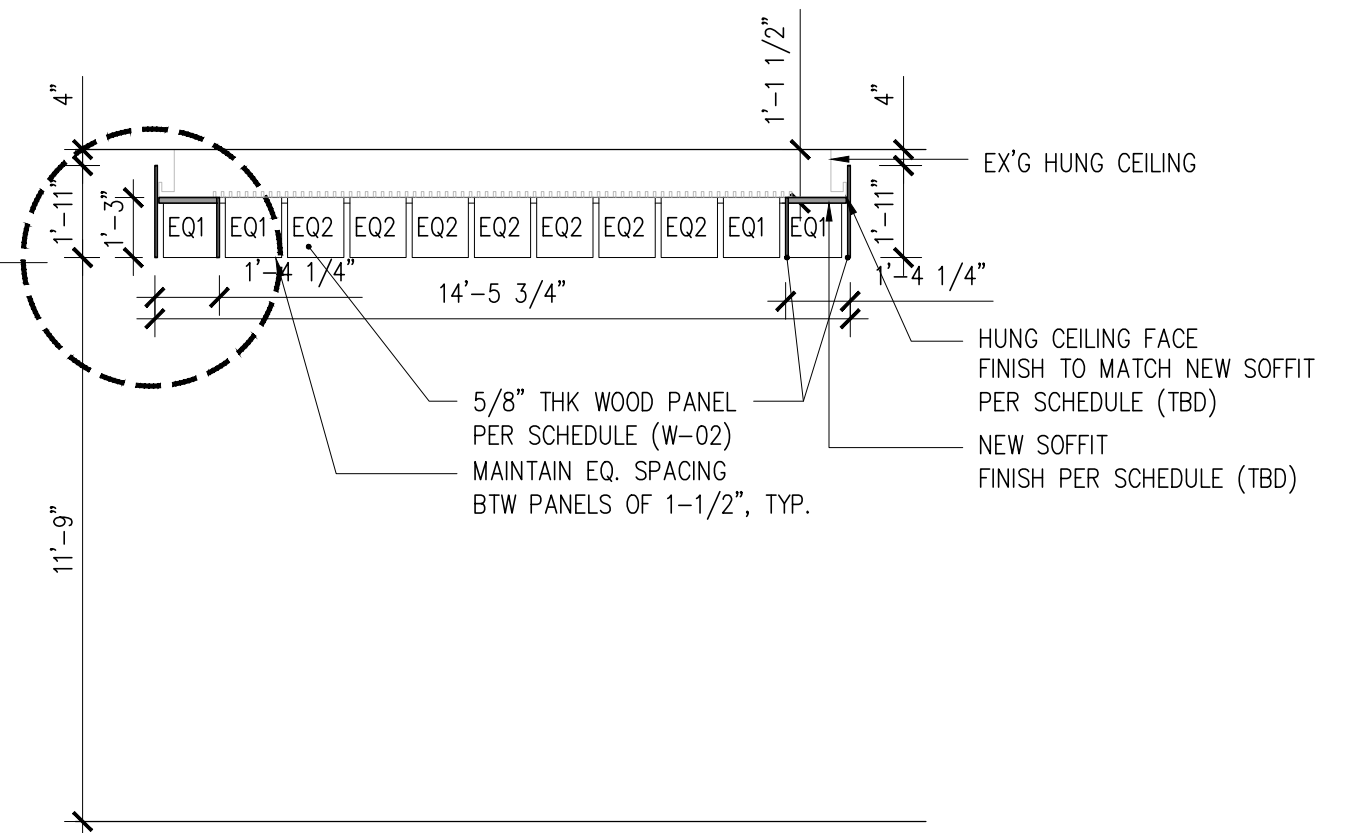
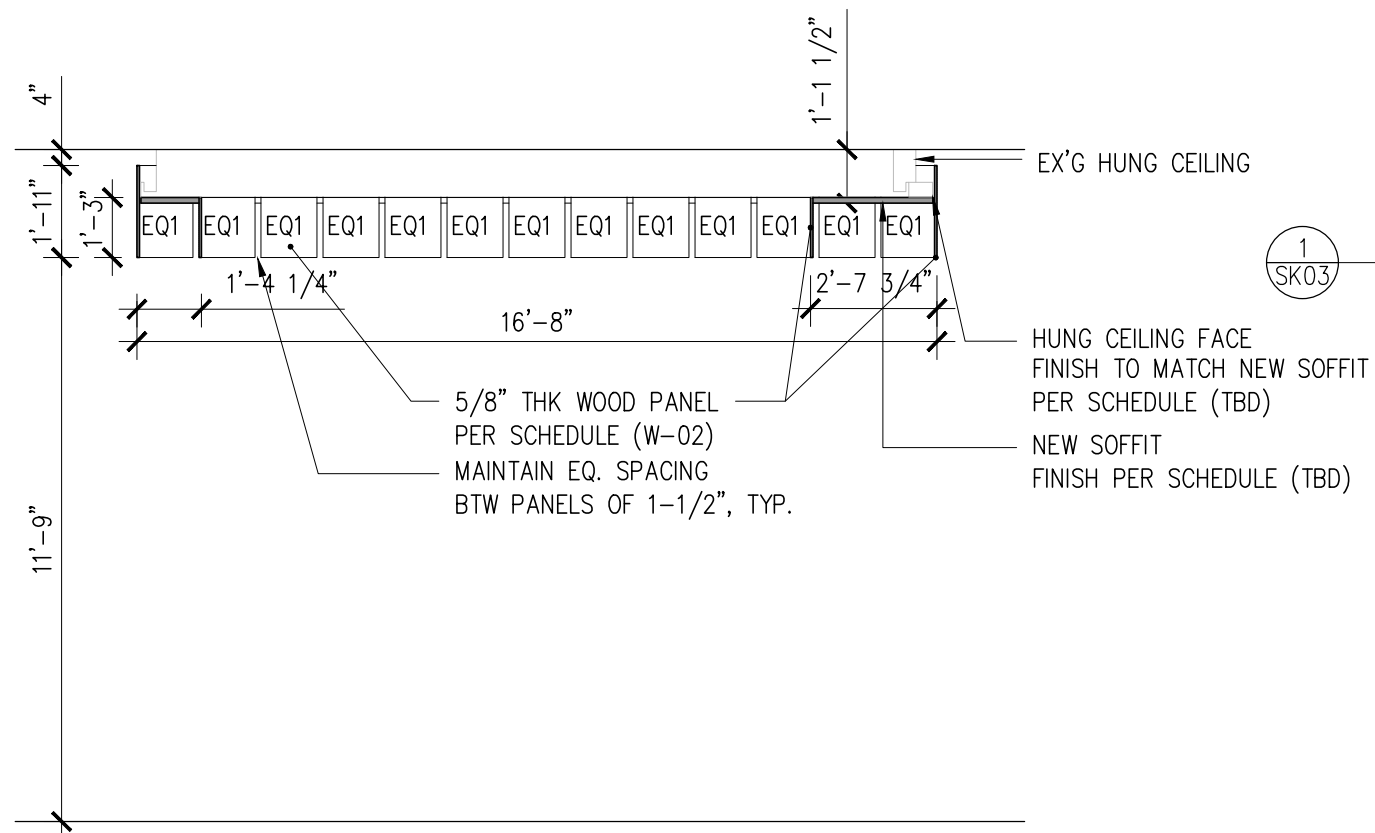
SCALE:
AS NOTED

DWG NO:
SK-01

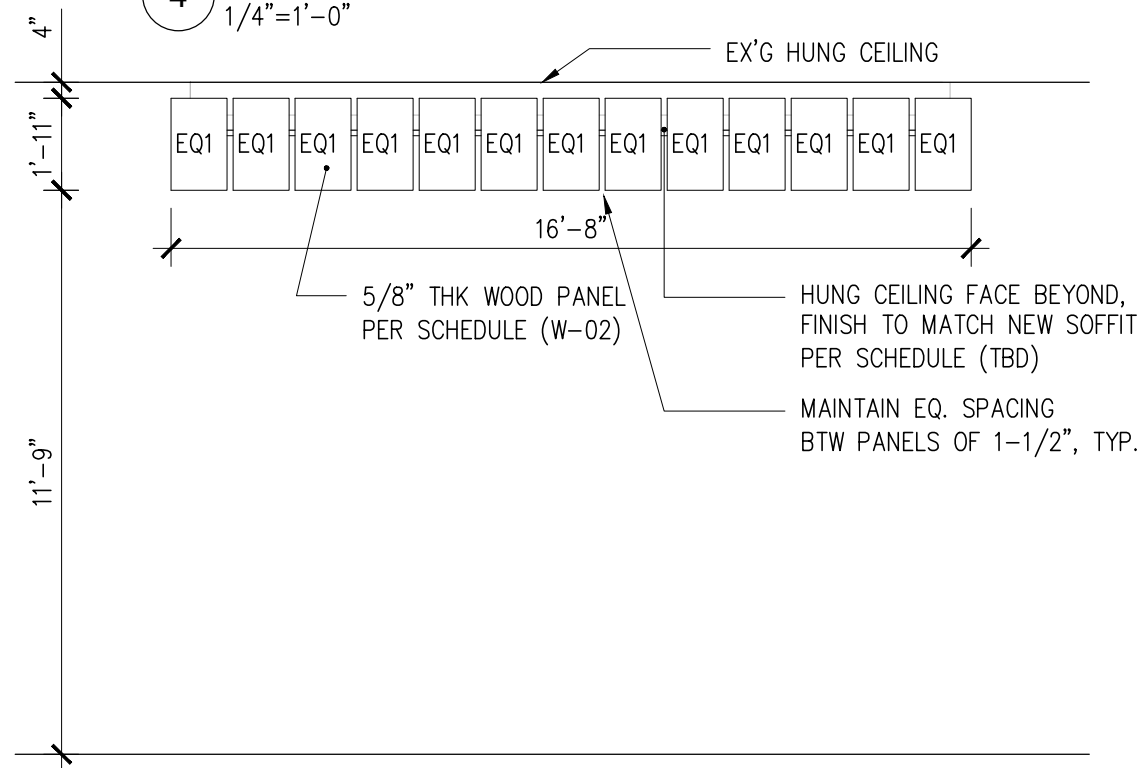
RFI/BULLETEIN NO:

DATE:
12/03/2021

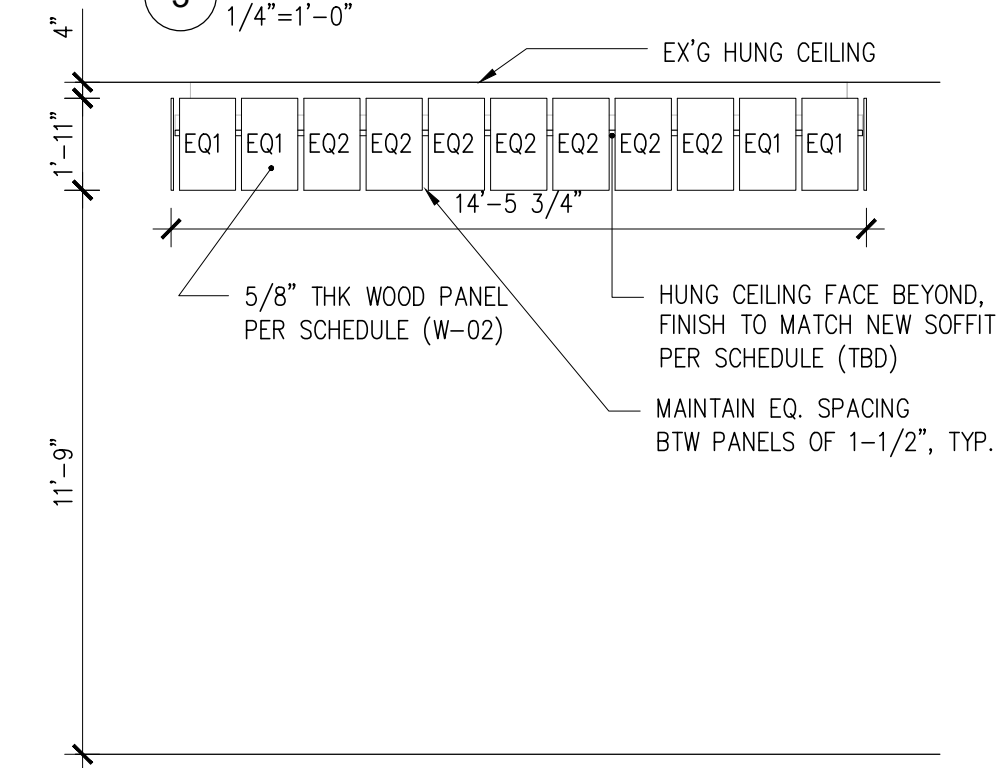
REF DWG:



4 SECTION B
1/4"=1'-0"



3 SECTION A
1/4"=1'-0"



2 ELEVATION B
1/4"=1'-0"

1 ELEVATION A
1/4"=1'-0"

GENERAL NOTES:
1. FOR PRICING.

NYKC LIBRARY
122 E 32ND ST, NEW YORK, NY
P R A X E S
325 CLINTON AVE, #4A
BROOKLYN, NY, 11205
T : 6 4 6 - 5 8 0 - 5 3 2 6

DWG TITLE:
DROPPED CEILING LOUVER

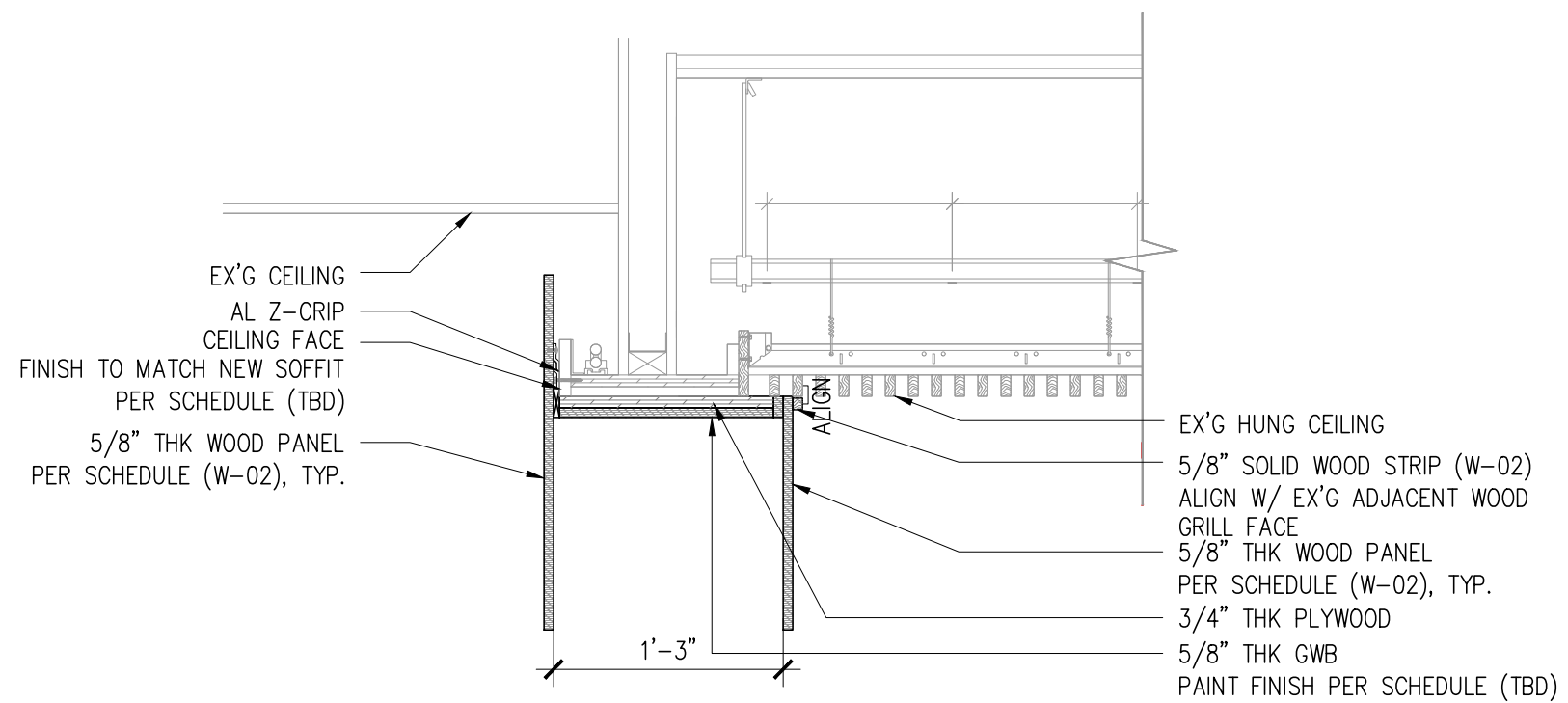
SCALE:
AS NOTED

DWG NO:
SK-02

RFI/BULLETEIN NO:

DATE:
12/03/2021

REF DWG:



V.I.F.
GC TO VERIFY WIDTH OF
EX'G SOFFIT + AVOID MISALIGNMENT
W/ EX,G WOOD GRILL

GENERAL NOTES:

1. FOR PRICING.

1 DETAIL SECTION A
1"=1'-0"

NYKC LIBRARY
122 E 32ND ST, NEW YORK, NY
P R A X E S
325 CLINTON AVE, #4A
BROOKLYN, NY, 11205
T : 6 4 6 - 5 8 0 - 5 3 2 6

DWG TITLE:
DROPPED CEILING LOUVER

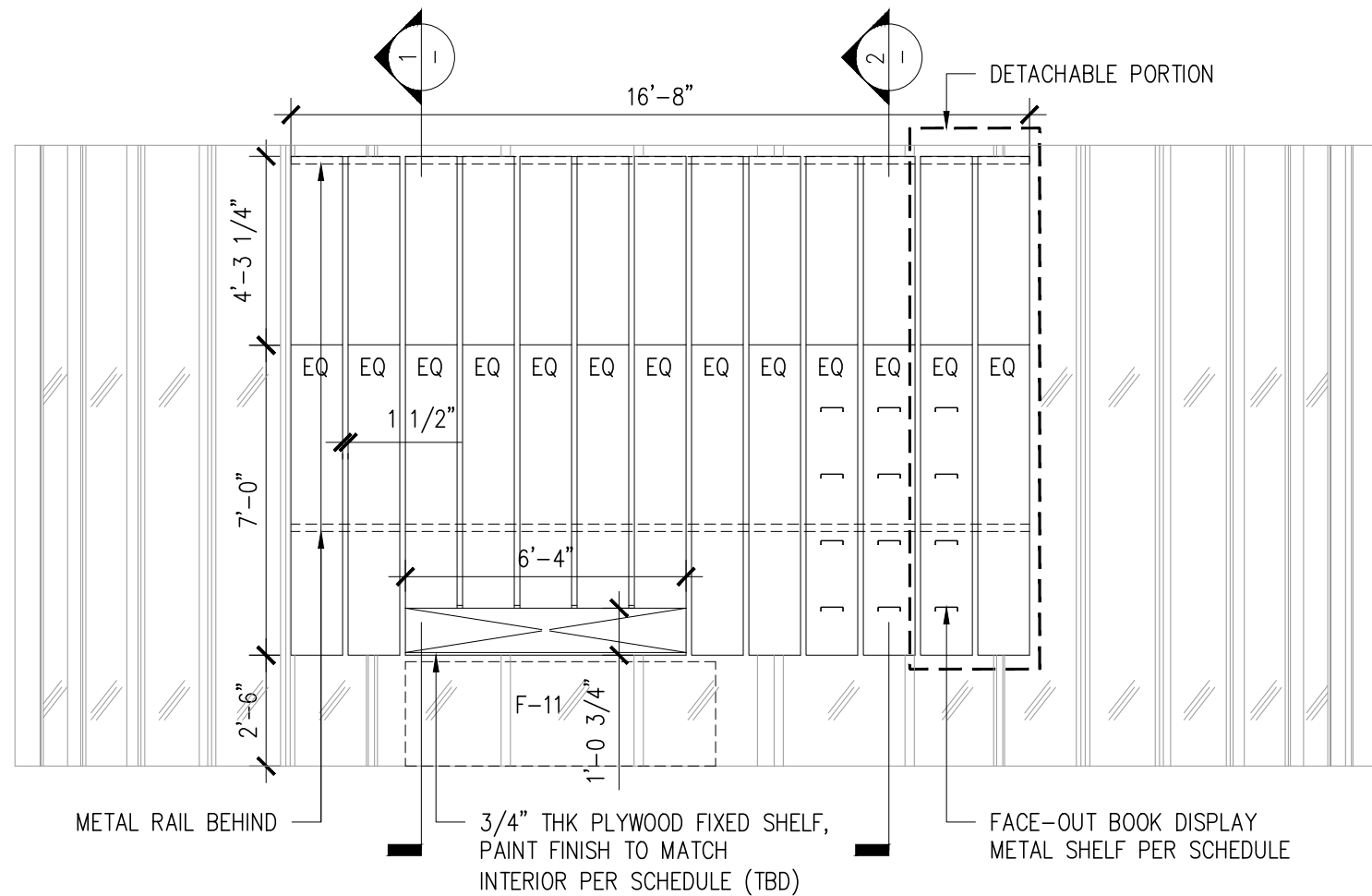
SCALE:
AS NOTED

DWG NO:
SK-03

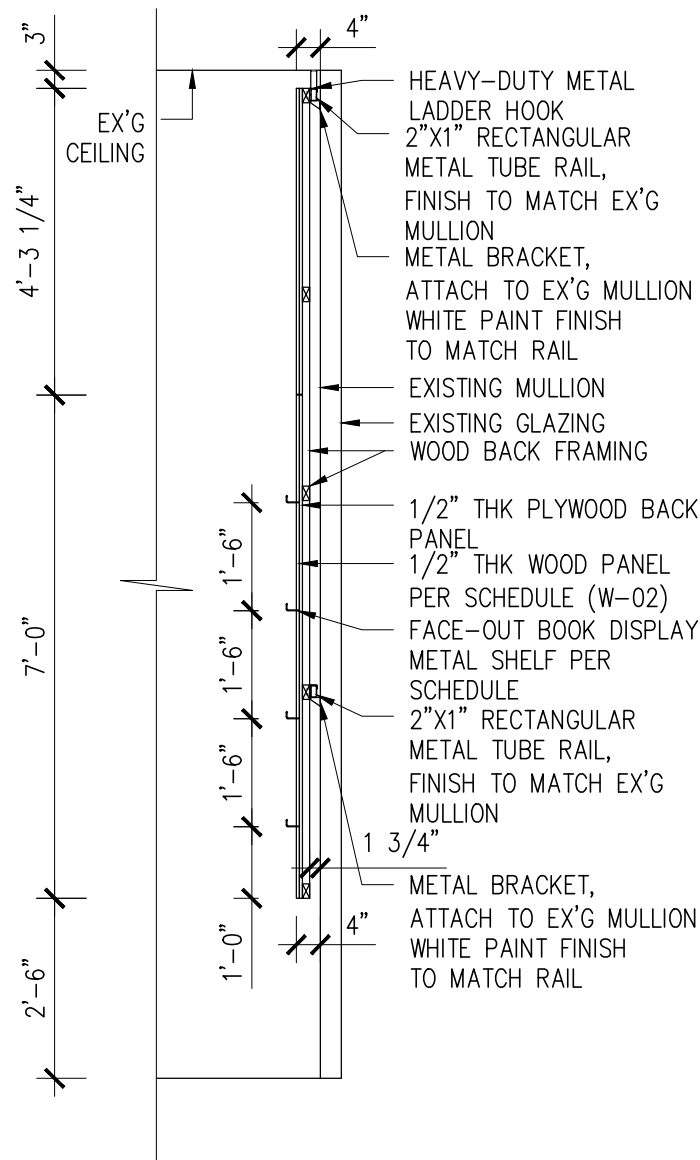
RFI/BULLETEIN NO:

DATE:
12/03/2021

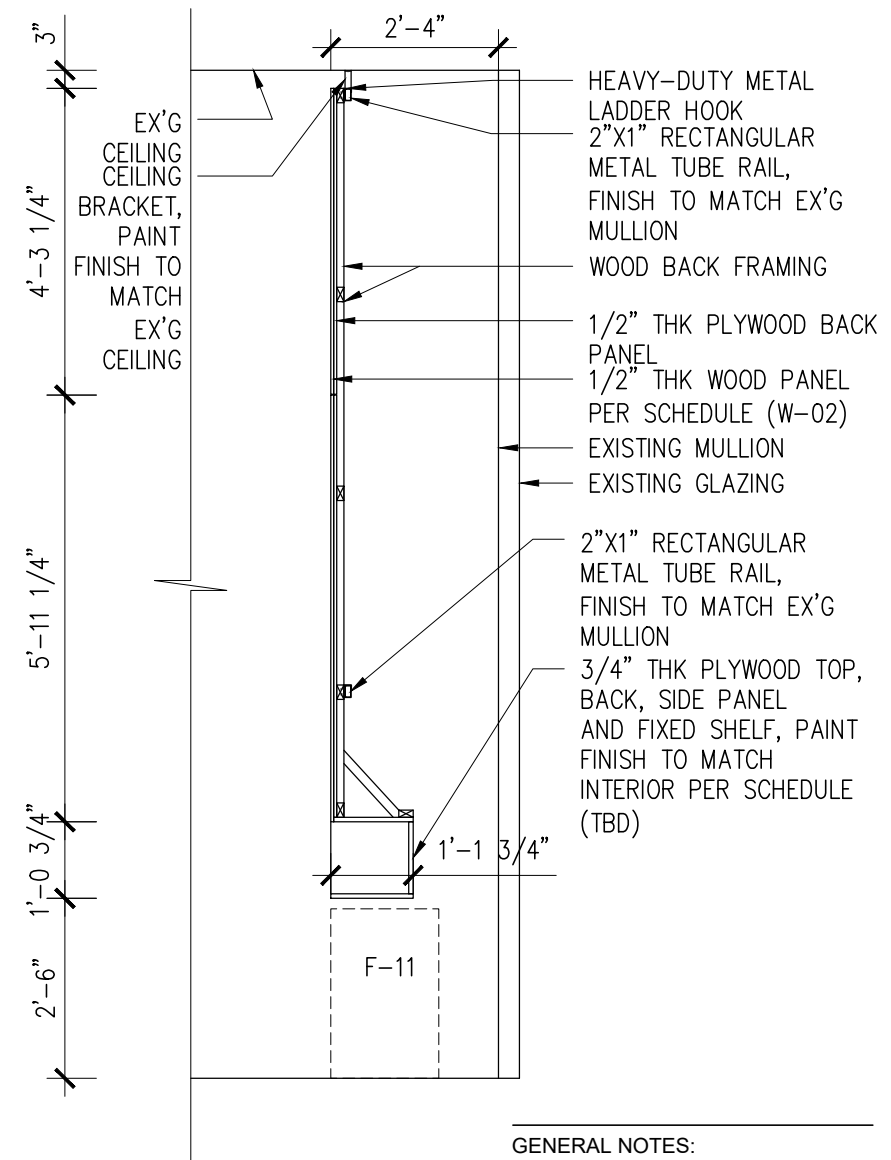
REF DWG:



3 ELEVATION A
1/4"=1'-0"



2 SECTION B
3/8"=1'-0"



1 SECTION A
3/8"=1'-0"

GENERAL NOTES:
1. FOR PRICING.

NYKC LIBRARY
122 E 32ND ST, NEW YORK, NY
PRAXES
325 CLINTON AVE, #4A
BROOKLYN, NY, 11205
T : 6 4 6 - 5 8 0 - 5 3 2 6

DWG TITLE:
CIRCULATION DESK BACKDROP

SCALE:
AS NOTED

DWG NO:
SK-04

RFI/BULLETEIN NO:

DATE:
12/03/2021

REF DWG:

This material is provided solely for Korean Cultural Center New York where this material is presented by PRAXES PLLC. PRAXES PLLC makes no representation as to the accuracy of the information in this material, or to its suitability for any purpose. PRAXES PLLC disclaims any liability for errors that may be contained herein, and shall not be responsible for any damages in connection with the use of this material.

© PRAXES PLLC, All Rights Reserved.

This presentation and its contents are the sole property of PRAXES PLLC. It is strictly prohibited from making copy or modification of or from remaking or re-copying this presentation without the prior written permission from PRAXES PLLC, except as may be permitted by law. This presentation is provided for information purposed only, and is intended for personal, non-commercial use. Please contact with any questions.